STATISTICAL REPORT
OF
GRADES AWARDED
2024-25/I

DECEMBER -2024

Office of the Dean of Academic Affairs

Indian Institute of Technology Kanpur

LIST OF CONTENT

S. No.	Content	Page No.
1	Figure 1: Distribution of all grades awarded to UG and PG students across the institute	1
2	Figure 2: Distribution of all grades awarded to UG students	1
3	Figure 3: Distribution of all Core courses grades awarded to UG students	2
4	Figure 4: Distribution of all grades awarded to PG students	2
5	Figure 5: Distribution of all grades awarded to UG students	3
6	Figure 6: Distribution of all grades awarded to PG students	4
7	Figure 7: AE department distribution of grades awarded to UG students	5
8	Figure 8: BSBE department distribution of grades awarded to UG students	5
9	Figure 9: CE department distribution of grades awarded to UG students	6
10	Figure 10: CGS department distribution of grades awarded to UG students	6
11	Figure 11: CHE department distribution of grades awarded to UG students	7
12	Figure 12: CHM department distribution of grades awarded to UG students	7
13	Figure 13: CSE department distribution of grades awarded to UG students	8
14	Figure 14: Distribution of grades awarded to UG students ELC, ETH Courses	8
15	Figure 15: DES department distribution of grades awarded to UG students	9
16	Figure 16: DOMS department distribution of grades awarded to UG students	9
17	Figure 17: ECO department distribution of grades awarded to UG students	10
18	Figure 18: EE department distribution of grades awarded to UG students	10
19	Figure 19: ES department distribution of grades awarded to UG students	11
20	Figure 20: HSS department distribution of grades awarded to UG students	11
21	Figure 21: ME department distribution of grades awarded to UG students	12
22	Figure 22: MSE department distribution of grades awarded to UG students	12
23	Figure 23: MTH department distribution of grades awarded to UG students	13
24	Figure 24: PHY department distribution of grades awarded to UG students	13
25	Figure 25: PSE department distribution of grades awarded to UG students	14
26	Figure 26: SEE department distribution of grades awarded to UG students	14
27	Figure 27: SPASE department distribution of grades awarded to UG students	15
28	Figure 28: AE department distribution of grades awarded to PG students	15
29	Figure 29: BSBE department distribution of grades awarded to PG students	16
30	Figure 30: CE department distribution of grades awarded to PG students	16
31	Figure 31: CGS department distribution of grades awarded to PG students	17
32	Figure 32: CHE department distribution of grades awarded to PG students	17
33	Figure 33: CHM department distribution of grades awarded to PG students	18
34	Figure 34: CSE department distribution of grades awarded to PG students	18
35	Figure 35: Distribution of grades awarded to PG students ELC, ETH Courses	19
36	Figure 36: DES department distribution of grades awarded to PG students	19
37	Figure 37: DOMS department distribution of grades awarded to PG students	20
38	Figure 38: ECO department distribution of grades awarded to PG students	20
39	Figure 39: EE department distribution of grades awarded to PG students	21
40	Figure 40: ES department distribution of grades awarded to PG students	21
41	Figure 41: HSS department distribution of grades awarded to PG students	22

S. No.	Content	Page No.
42	Figure 42: ME department distribution of grades awarded to PG students	22
43	Figure 43: MSE department distribution of grades awarded to PG students	23
44	Figure 44: MSP department distribution of grades awarded to PG students	23
45	Figure 45: MTH department distribution of grades awarded to PG students	24
46	Figure 46: PHY department distribution of grades awarded to PG students	24
47	Figure 47: PSE department distribution of grades awarded to PG students	25
48	Figure 48: SEE department distribution of grades awarded to PG students	25
49	Figure 49: SPASE department distribution of grades awarded to PG students	26
50	Annexure – 1: Average grade awarded to students across the Institute in 2024-25/I	27
51	Annexure – 2: Cumulative Performance Index (CPI) Statistics of All Registered Students in 2024-25/I	27
52	Annexure – 3: Distribution of A, E and F grades awarded to UG students	29
53	Annexure – 4: No. of courses with A & A* awarded to UG students	29
54	Annexure – 5: No. of courses with B+ awarded to UG students	30
55	Annexure – 6: No. of courses with B awarded to UG students	32
56	Annexure – 7: No. of courses with A & A* awarded to PG students	33
57	Annexure – 8: No. of courses with B+ awarded to PG students	34
58	Annexure – 9: No. of courses with B awarded to PG students	36
59	Annexure – 10: No. of courses with E awarded to UG students	37
60	Annexure – 11: No. of courses with F awarded to UG students	39

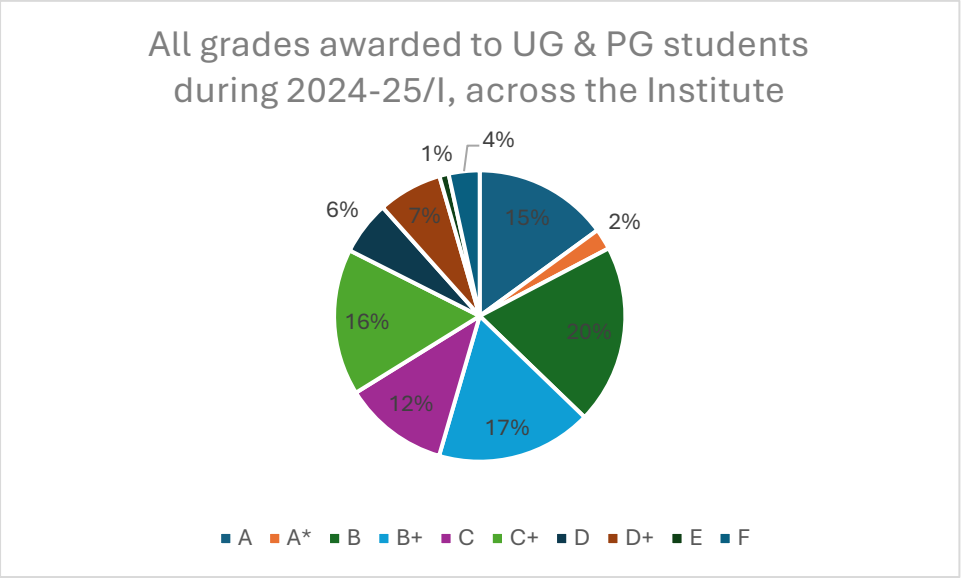

Figure 1: Distribution of all grades awarded to UG and PG students across the institute

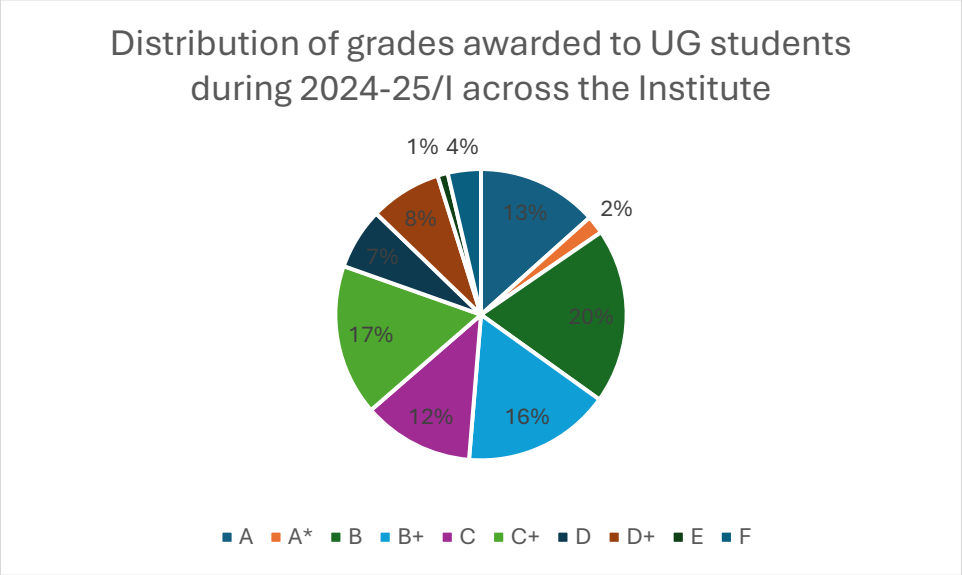

Figure 2: Distribution of all grades awarded to UG students

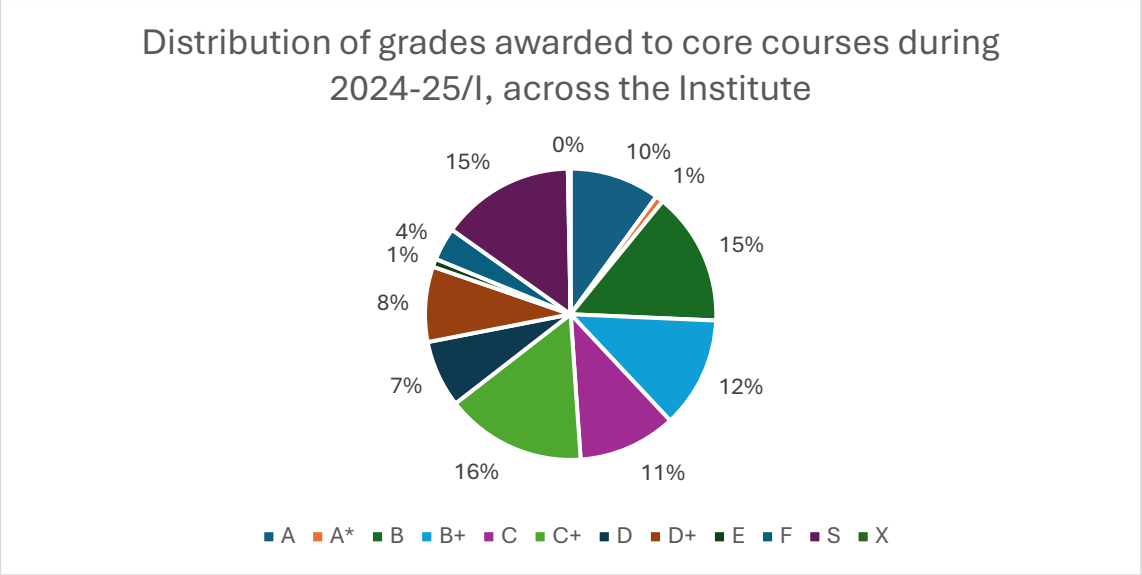

Figure 3: Distribution of all Core courses grades awarded to UG students

CHE201, CHM102A, CHM111, CHM112M, CHM113M, EE200, ELC111, ELC112, ELC113, ELC114, ESC111M, ESC112M, ESC201, ESO206, ETH111, LIF111, ME209, MSO202M, MSO203M, MTH101A, MTH102A, MTH111M, MTH112M, MTH113M, MTH114M, PE111, PE112, PHY111, PHY112, PHY113, PHY114, PHY115, PHY224, PHY502, PHY556, PHY563, PHY565, PHY596, PHY598, PHY696, PHY698, TA111, TA211, TA212

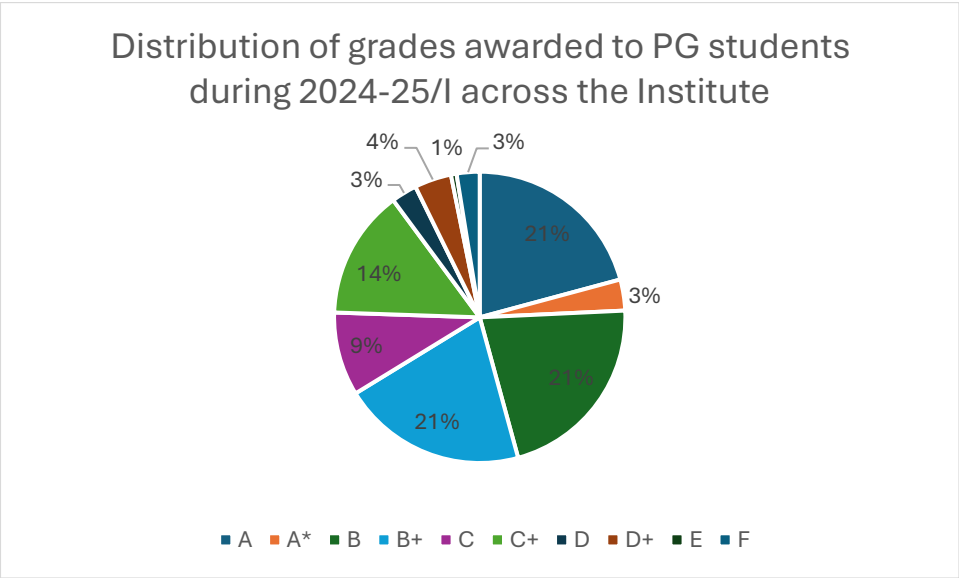

Figure 4: Distribution of all grades awarded to PG students

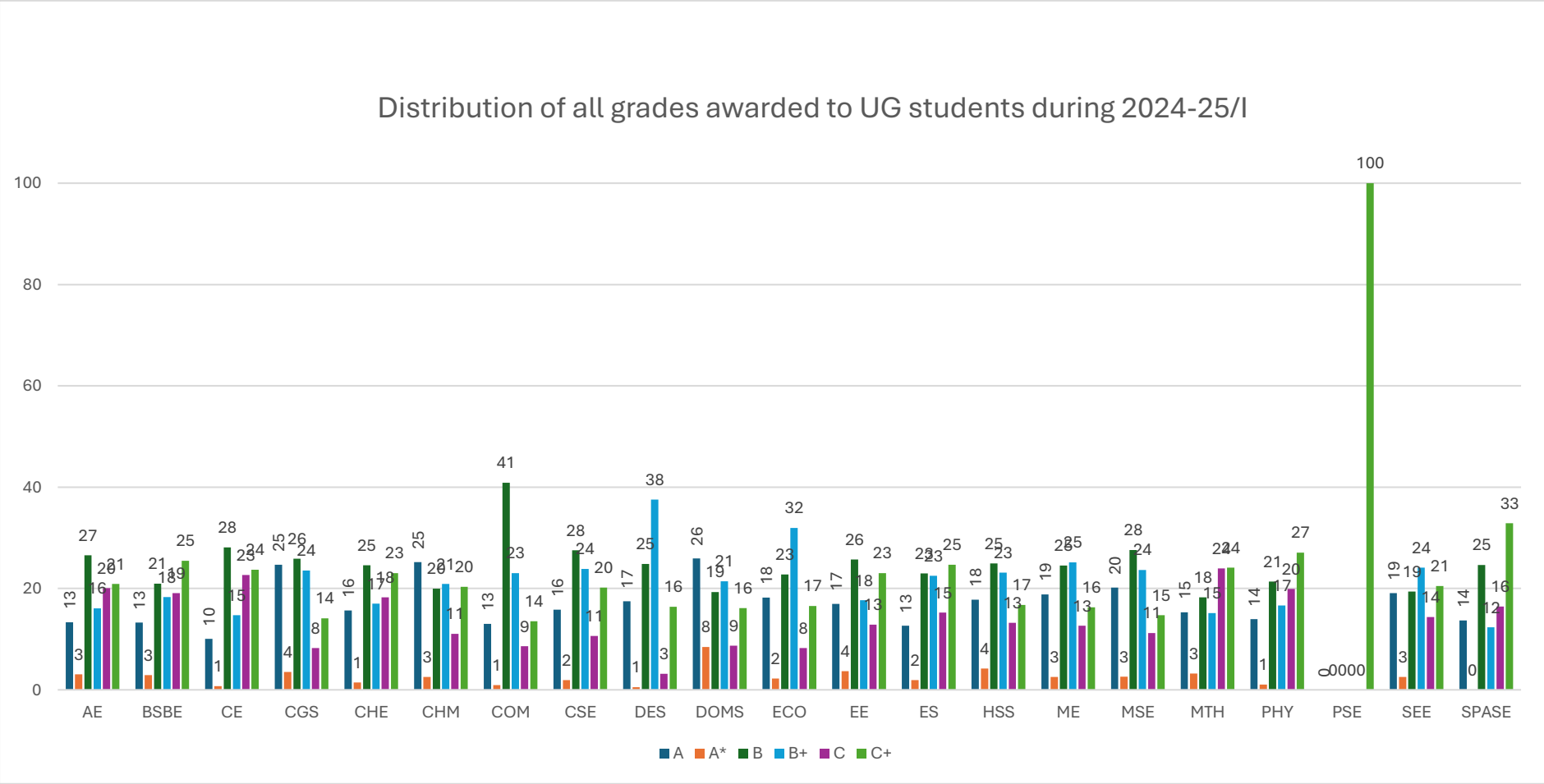

Figure 5: Distribution of all grades awarded to UG students

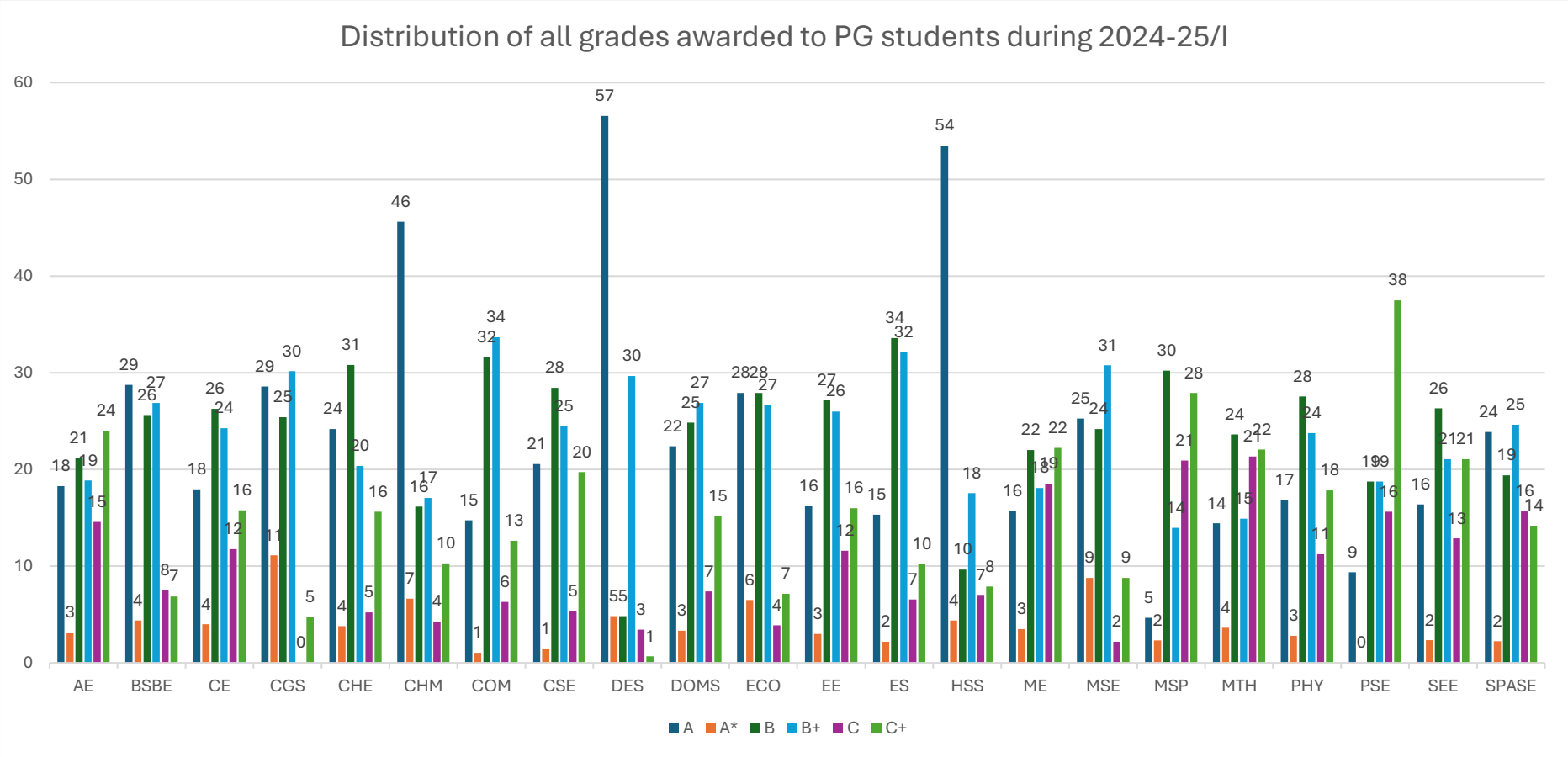

Figure 6: Distribution of all grades awarded to PG students

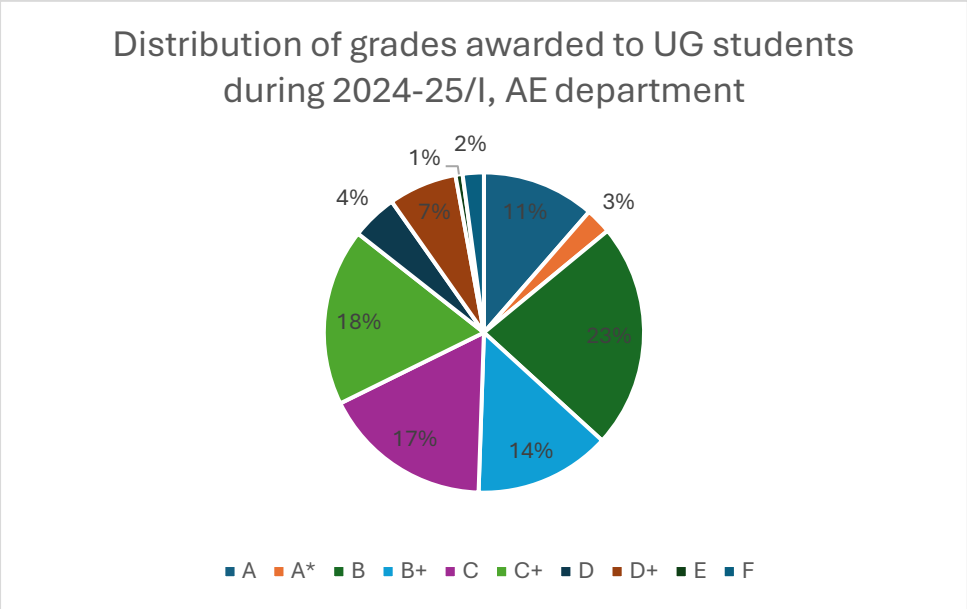

Figure 7: AE department distribution of grades awarded to UG students

Data for course numbers: AE201M, AE209, AE311, AE321, AE333, AE401A, AE441A, AE451A, AE461A, AE471A, AE472A, AE481, AE601, AE602, AE611, AE631, AE642, AE643, AE646, AE663, AE664, AE671, AE699, AE707, AE777, TA111

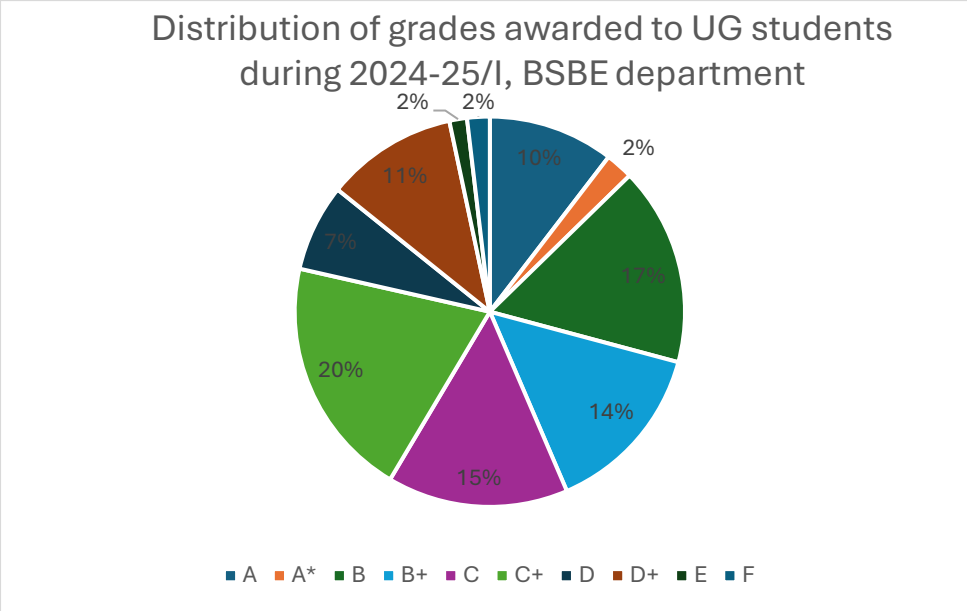

Figure 8: BSBE department distribution of grades awarded to UG students

Data for course numbers: BSE211, BSE221, BSE311, BSE312, BSE411, BSE411A, BSE412, BSE412A, BSE492, BSE496, BSE498, BSE498A, BSE601, BSE611, BSE642, BSE655, BSE656, BSE658, BSE661, BSE699, BSE701, BSE702, BSE798A, ESO206, LIF111

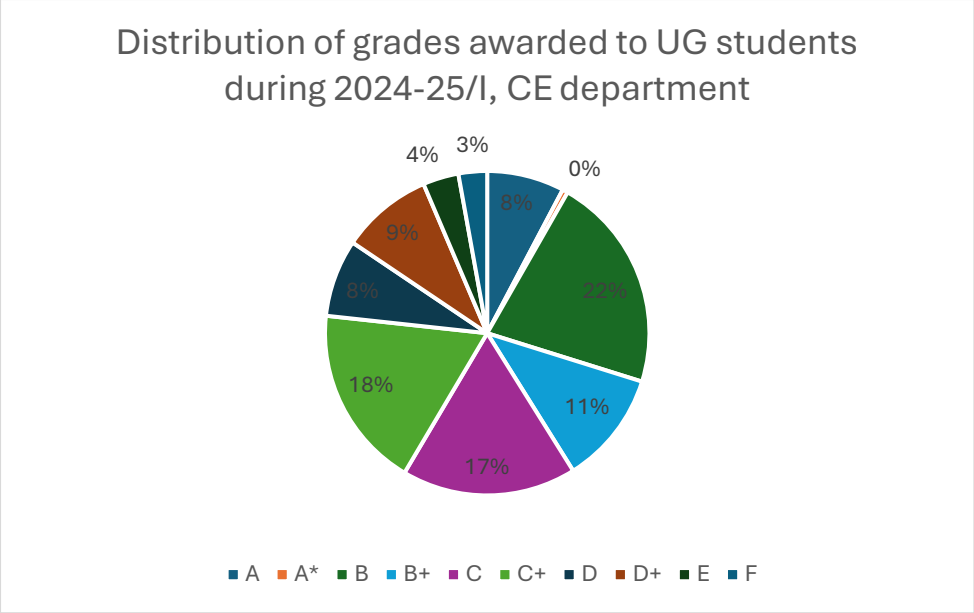

Figure 9: CE department distribution of grades awarded to UG students

Data for course numbers: CE212, CE243, CE261, CE311, CE331, CE331P, CE341, CE351, CE361, CE371, CE372A, CE381, CE441B, CE451, CE471, CE481, CE491A, CE492A, CE604, CE606M, CE621, CE633, CE640, CE664, CE665, CE666, CE671, CE678, CE697, CE699, CE713M, CE715M, CE716, CE736, CE738, CE760M, CE772M, CE784, CE786, ESO202, ESO208

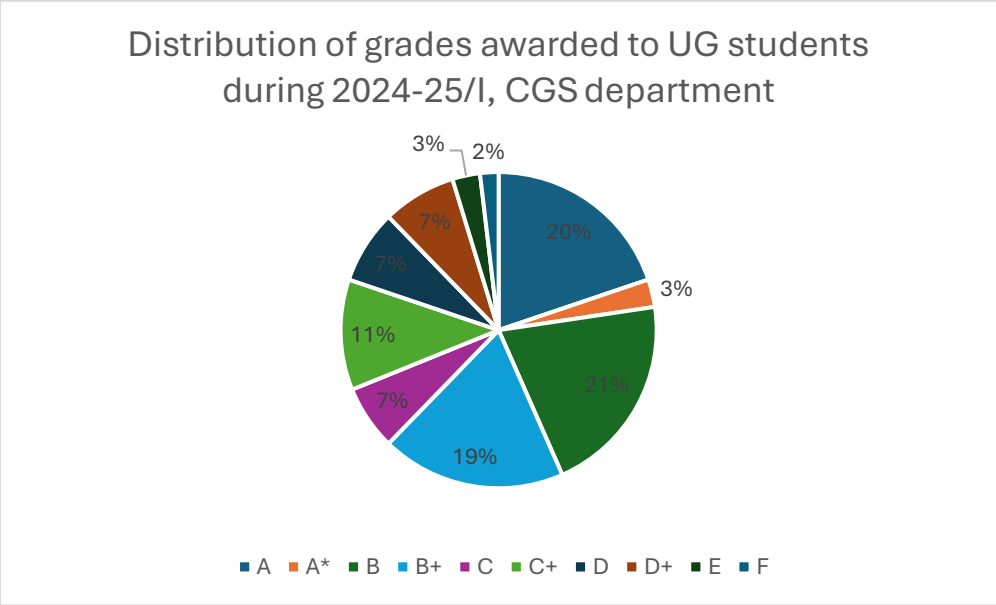

Figure 10: CGS department distribution of grades awarded to UG students

Data for course numbers: CGS401, CGS614, CGS641, CGS702

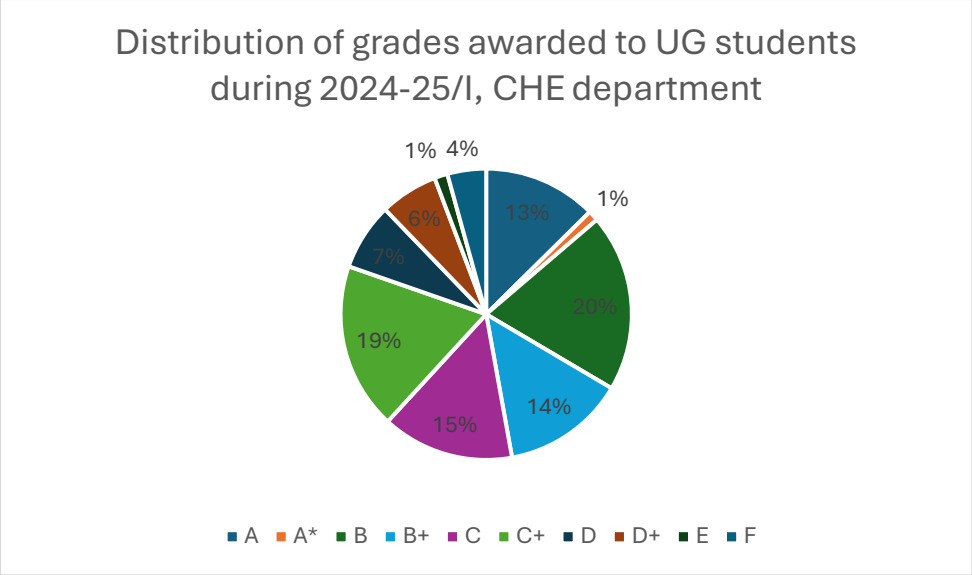

Figure 11: CHE department distribution of grades awarded to UG students

Data for course numbers: CHE201, CHE251, CHE311, CHE331, CHE381, CHE398A, CHE453A, CHE492A, CHE496, CHE497, CHE497A, CHE611, CHE613, CHE616, CHE621, CHE631, CHE641, CHE643, CHE659, CHE664, CHE679, CHE684, CHE699, CHE798B, CHE801, ESO201

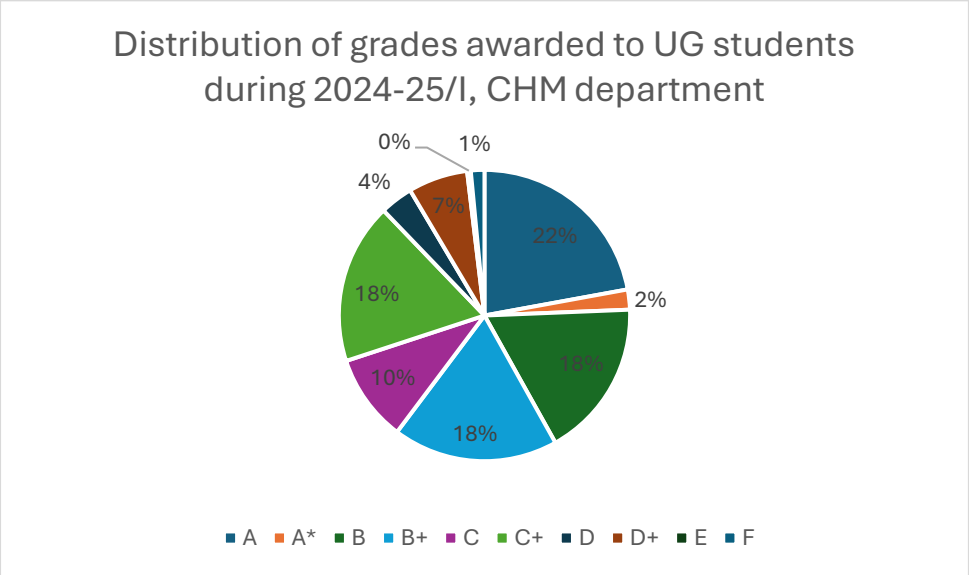

Figure 12: CHM department distribution of grades awarded to UG students

Data for course numbers: CHM102A, CHM111, CHM112M, CHM113M, CHM201, CHM221, CHM241, CHM303, CHM305, CHM321, CHM345, CHM361, CHM361A, CHM391, CHM401, CHM423A, CHM491A, CHM503, CHM600, CHM611, CHM616, CHM621, CHM631, CHM646, CHM667, CHM668, CHM682, CHM698, CSO202

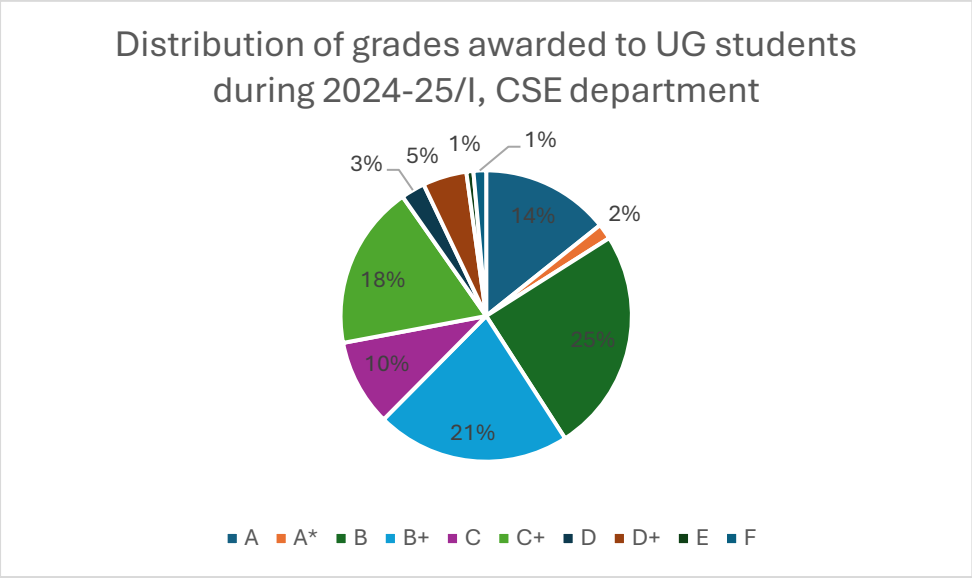

Figure 13: CSE department distribution of grades awarded to UG students

Data for course numbers: CS201, CS315, CS330, CS340, CS345, CS350, CS360, CS396A, CS433, CS455, CS496, CS497, CS498A, CS602, CS610, CS628, CS637, CS646, CS653, CS658, CS667, CS672, CS674, CS677, CS685, CS690, CS714, CS724, CS730, CS748, CS771, CS779, CS786, ESC111M, ESC112M, ESO207

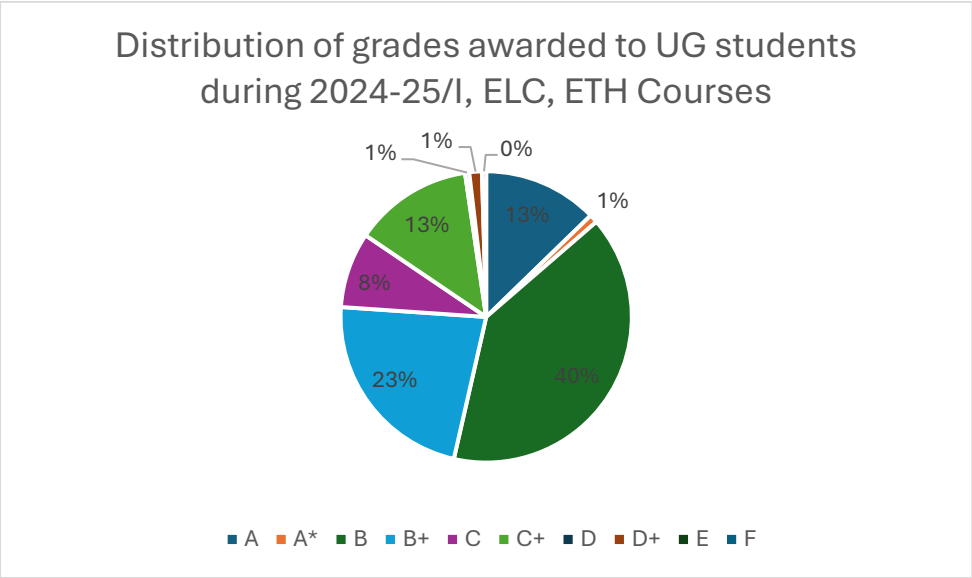

Figure 14: Distribution of grades awarded to UG students ELC, ETH Courses

Data for course numbers: ELC111, ELC112, ELC113, ETH111

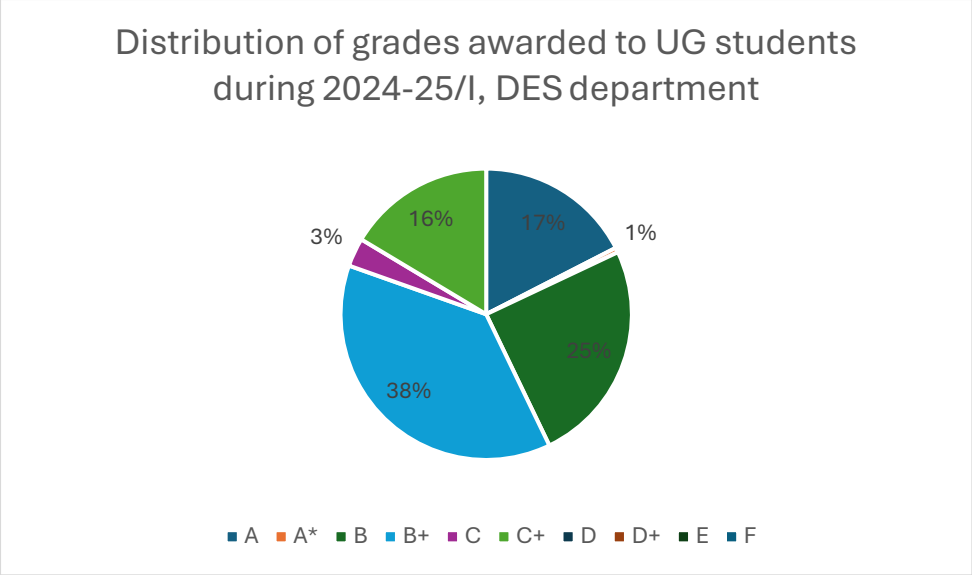

Figure 15: DES department distribution of grades awarded to UG students

Data for course numbers: DES604, DES633, DES638, DES640, DES641, DES681, DES699

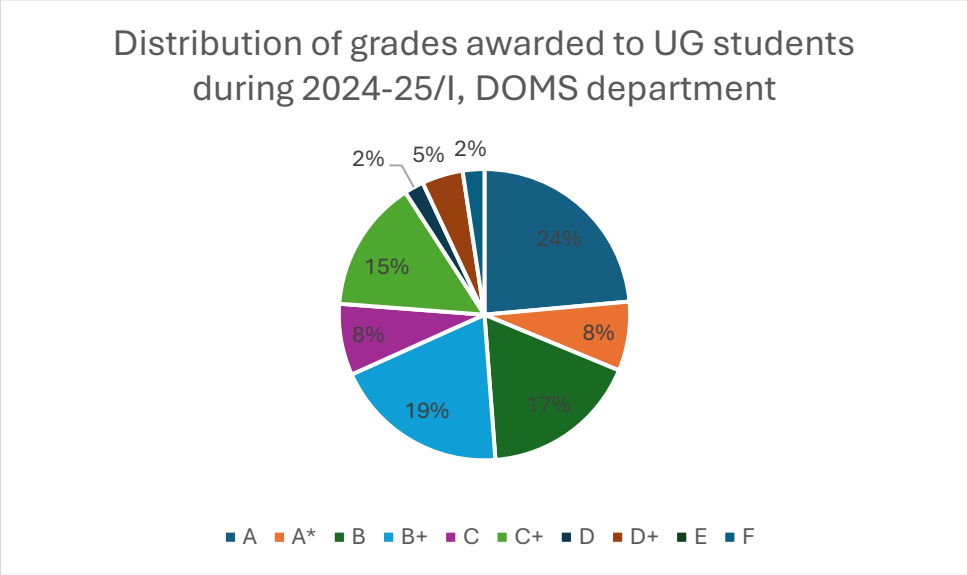

Figure 16: DOMS department distribution of grades awarded to UG students

Data for course numbers: DMS201, DMS603, DMS605, DMS624, DMS625, DMS636, DMS672, DMS797, MBA601, MBA652, MBA664, MBA666, MBA667, MBA669, MBA671, MBA680, MBA753M, MBA782M, MBA784M, MBA785M, MBA786M

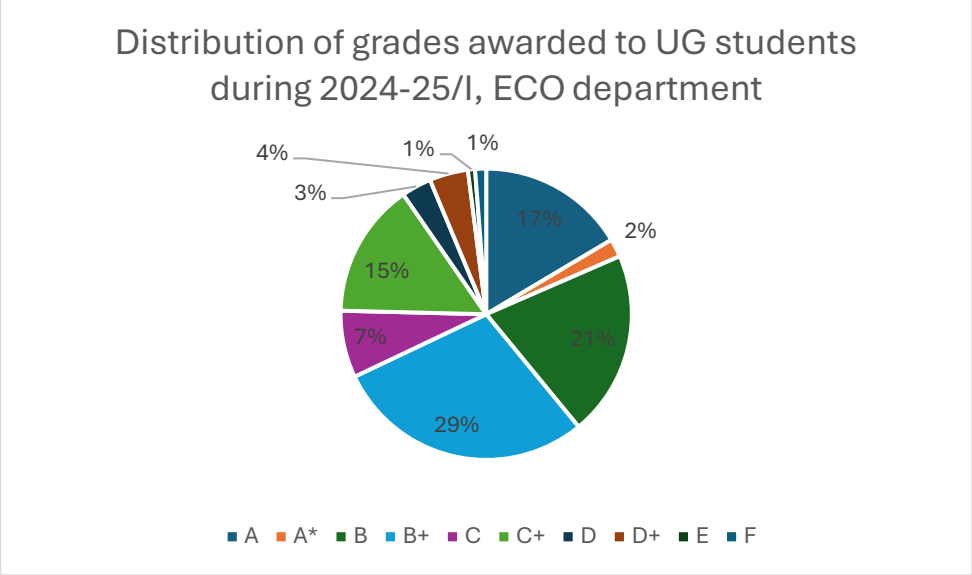

Figure 17: ECO department distribution of grades awarded to UG students

Data for course numbers: ECO111, ECO211, ECO271, ECO331, ECO351, ECO371, ECO398A, ECO411A, ECO412A, ECO498A, ECO523, ECO612, ECO699, ECO701, ECO715, ECO717, ECO725, ECO731, ECO764, HSO201

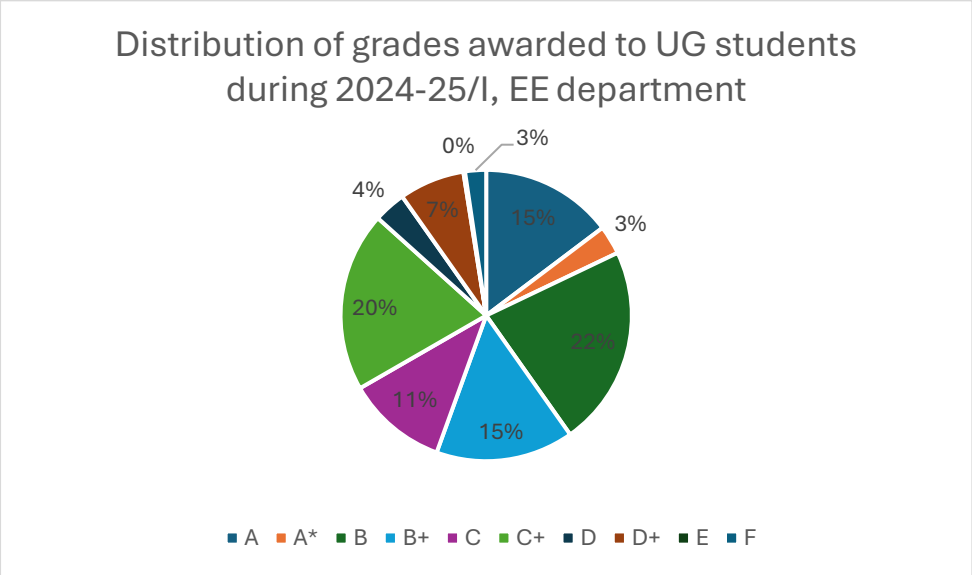

Figure 18: EE department distribution of grades awarded to UG students

Data for course numbers: EE200, EE320, EE330, EE370, EE380, EE390, EE392A, EE480A, EE491A, EE496, EE497, EE602, EE604, EE610, EE614, EE616, EE618, EE621, EE622, EE630, EE634, EE642, EE645, EE647, EE650, EE653, EE654, EE667, EE677, EE683, EE698D, EE698E, EE698I, EE698J, EE699, EE798C, EE798R, EE798Y, EE798Z, ESC201

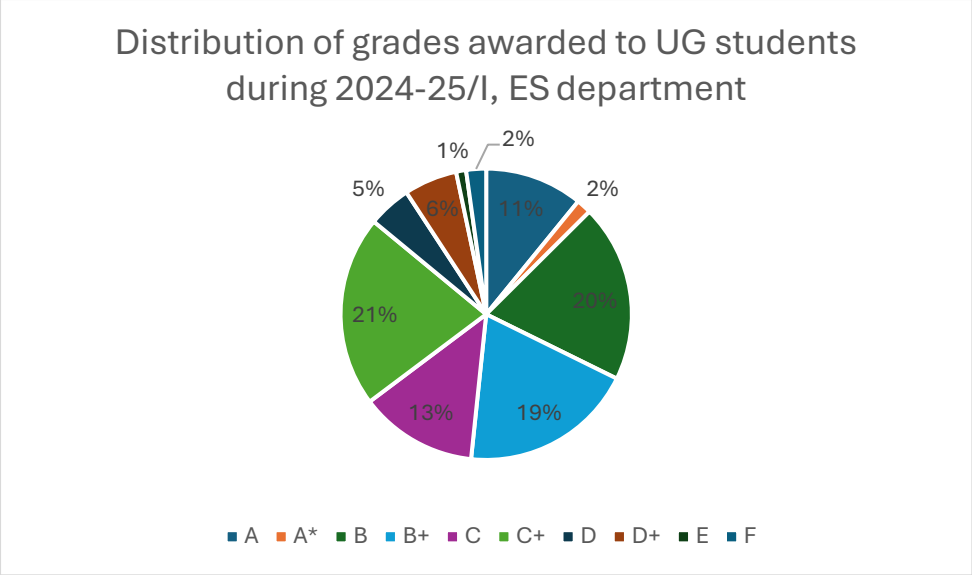

Figure 19: ES department distribution of grades awarded to UG students

Data for course numbers: ES201, ES202, ES203, ES301, ES302, ES303, ES313A, ES393A, ES412A, ES417A, ES452A, ES457A, ES599, ES644, ES649, ES651, ES654, ES655, ES666, ES682, ESO213

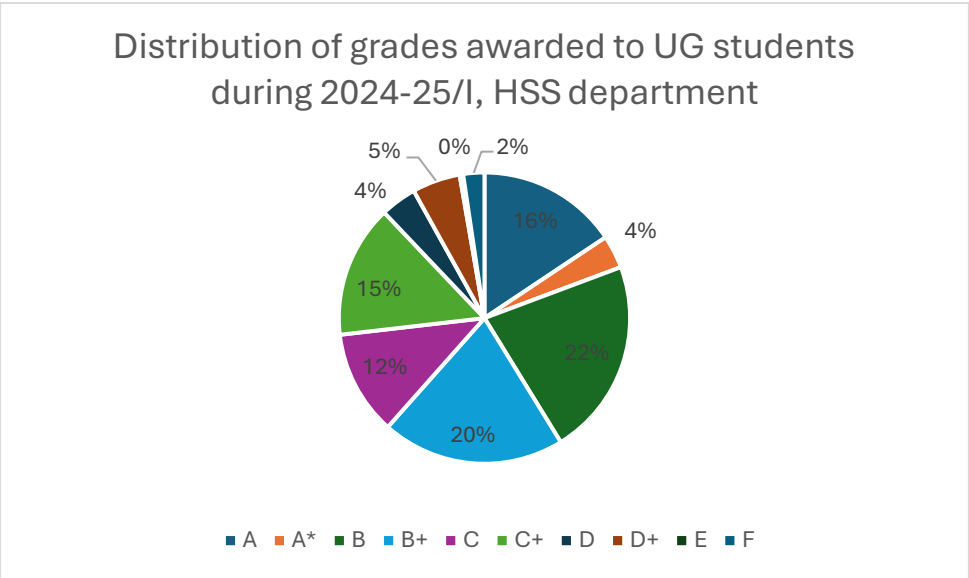

Figure 20: HSS department distribution of grades awarded to UG students

Data for course numbers: ART103, ART402, ART406, ART711, ENG122, ENG408, ENG431, ENG433, ENG437, ENG438, ENG443, ENG450, ENG456, ENG457, ENG460, ENG467, ENG743, PHI147, PHI448, PHI452, PHI481, PSY151, PSY470, SOC173, SOC470, SOC475, SOC476

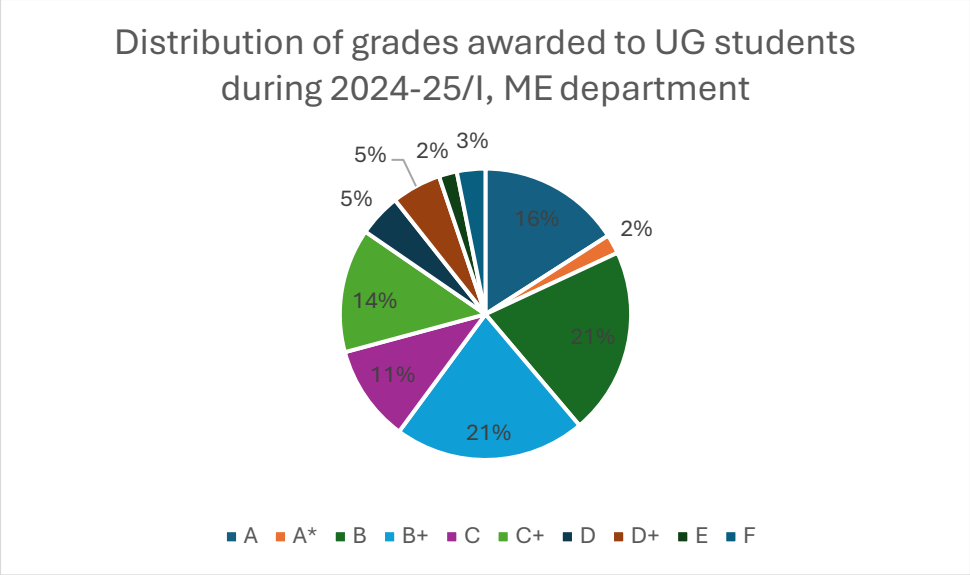

Figure 21: ME department distribution of grades awarded to UG students

Data for course numbers: ESO204, ME209, ME301, ME321, ME333, ME340, ME341, ME341A, ME359, ME361, ME381, ME401A, ME454, ME496, ME497A, ME613, ME621, ME623, ME626, ME630, ME641, ME644, ME648, ME660, ME663, ME664, ME670, ME685, ME688, ME698L, ME698R, ME699, ME751, ME756, ME762, TA212

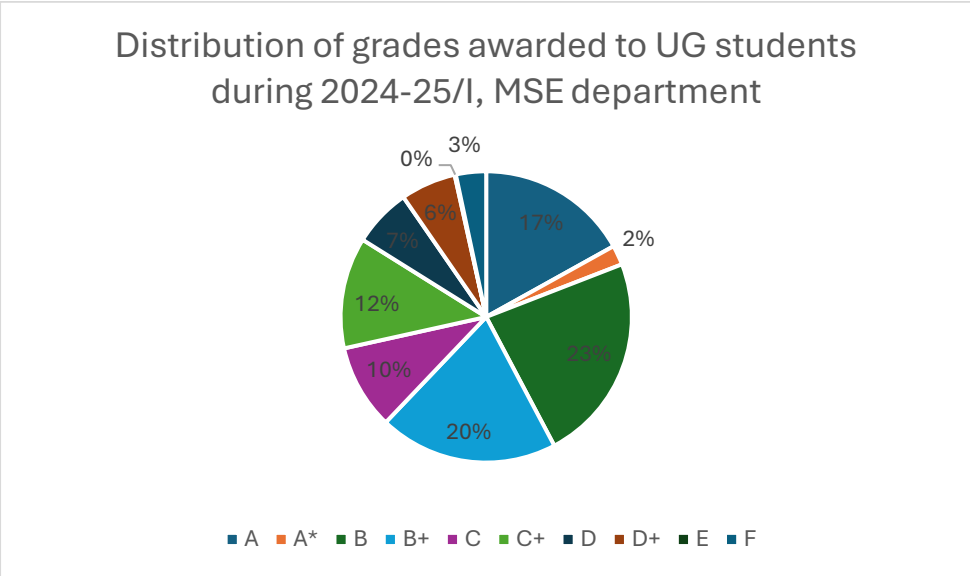

Figure 22: MSE department distribution of grades awarded to UG students

Data for course numbers: ESO225, MSE201, MSE204, MSE301, MSE302, MSE303, MSE304, MSE305, MSE314A, MSE315A, MSE351, MSE352, MSE398A, MSE497, MSE497A, MSE611, MSE615, MSE626, MSE629, MSE642, MSE650, MSE651, MSE658, MSE659, MSE662, MSE670, MSE671, MSE693, MSE694, MSE699, MSE801

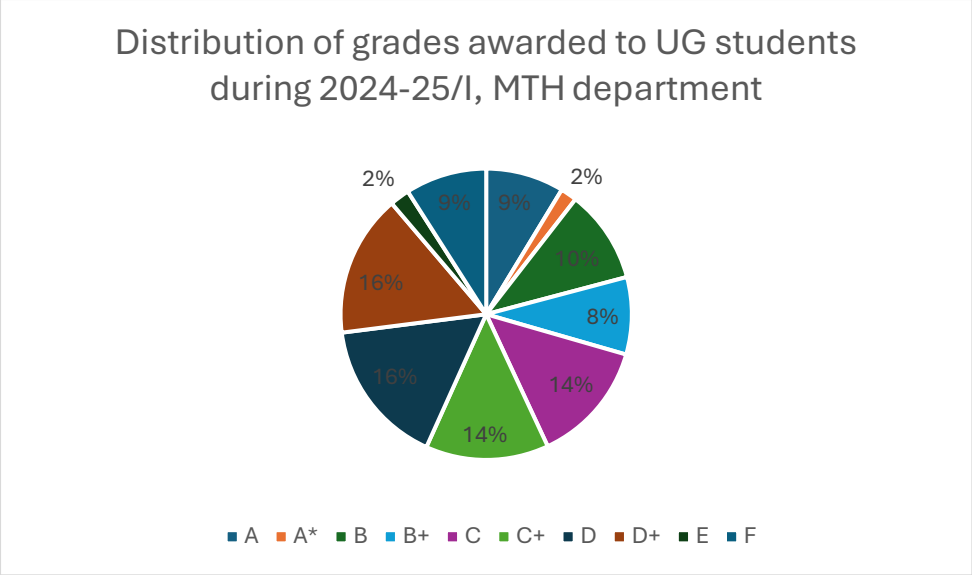

Figure 23: MTH department distribution of grades awarded to UG students

Data for course numbers: MSO202M, MSO203M, MSO205, MTH101A, MTH102A, MTH111M, MTH112M, MTH113M, MTH114M, MTH201, MTH201B, MTH202, MTH207M, MTH208, MTH301, MTH302, MTH392A, MTH393A, MTH403, MTH404, MTH405, MTH421, MTH424, MTH430A, MTH432M, MTH433, MTH434M, MTH436, MTH441, MTH442, MTH443A, MTH496, MTH515, MTH516, MTH612, MTH620, MTH633, MTH649, MTH656, MTH658, MTH667, MTH670, MTH686, MTH697A, MTH698A, MTH712

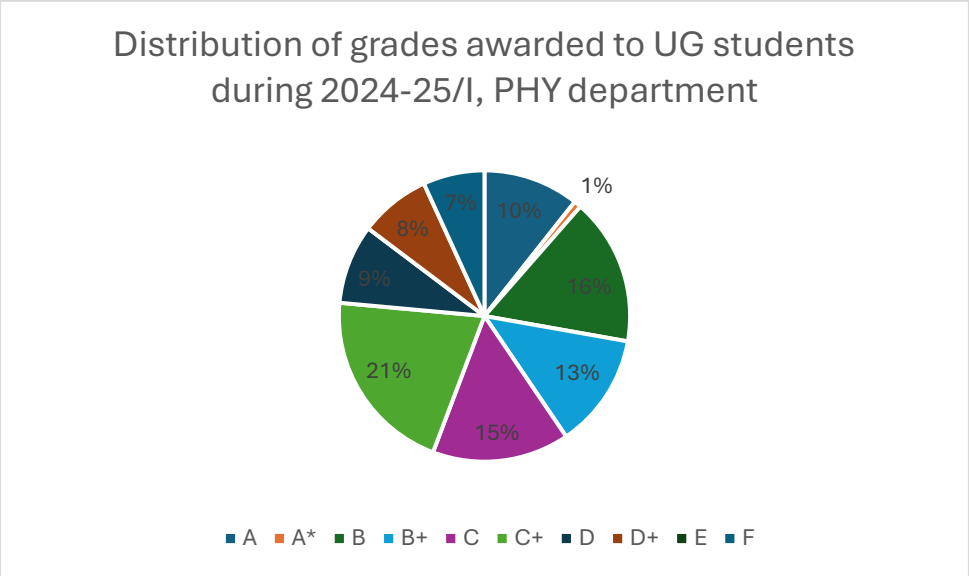

Figure 24: PHY department distribution of grades awarded to UG students

Data for course numbers: IDC606, PHY111, PHY112, PHY113, PHY114, PHY115, PHY224, PHY307, PHY315, PHY401, PHY404, PHY407, PHY421, PHY431, PHY441, PHY461, PHY461A, PHY462, PHY502, PHY555A, PHY556, PHY563, PHY565, PHY613, PHY614, PHY621, PHY623, PHY624, PHY628, PHY652, PHY654, PHY664, PHY682, PHY683, PHY685, PHY690B, PHY690C, PHY888

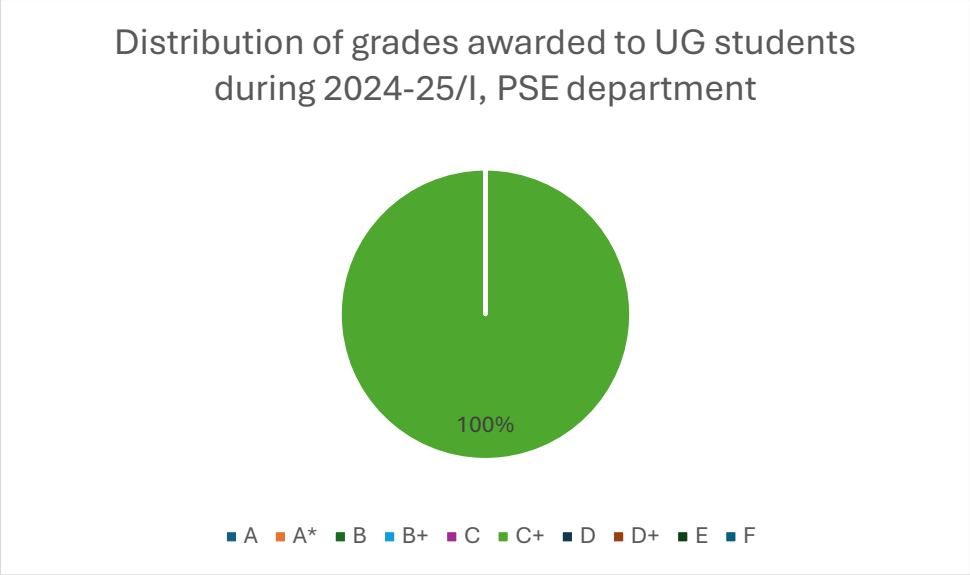

Figure 25: PSE department distribution of grades awarded to UG students

Data for course numbers: PSE602

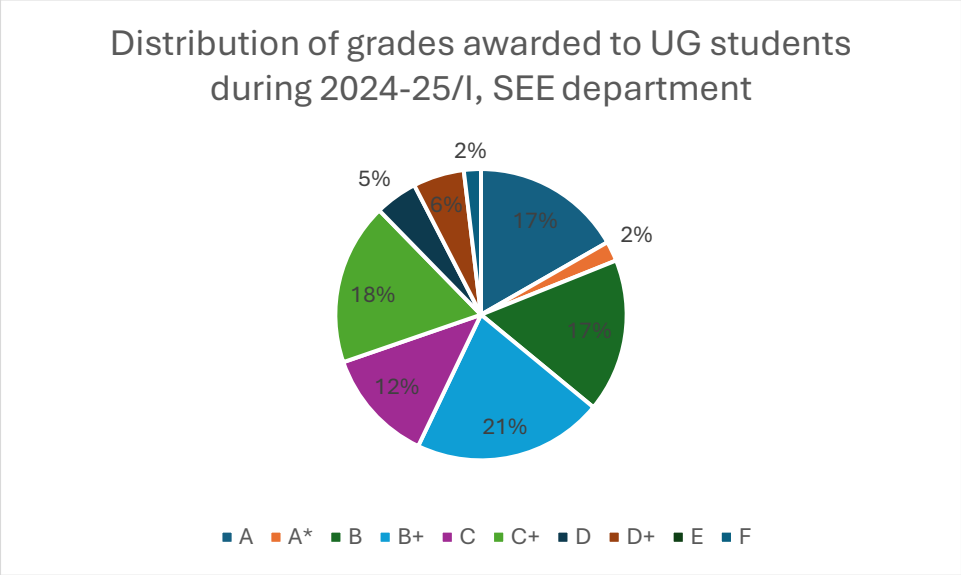

Figure 26: SEE department distribution of grades awarded to UG students

Data for course numbers: SEE496, SEE602, SEE606, SEE609, SEE622, SEE624, SEE625, SEE627, SEE629M

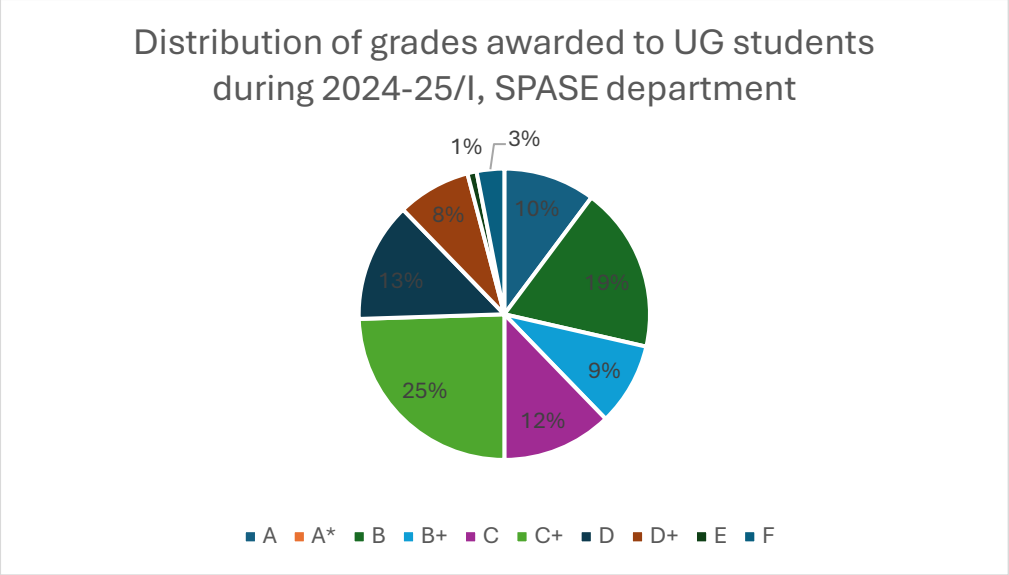

Figure 27: SPASE department distribution of grades awarded to UG students

Data for course numbers: SPA401, SPA613M, SPA614M, SPA616, SPA618M, SPA626

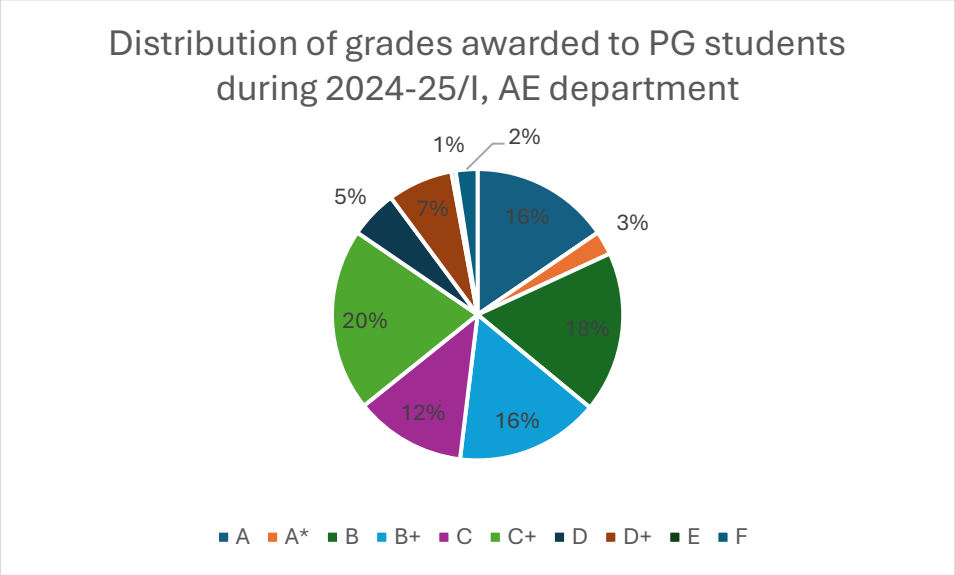

Figure 28: AE department distribution of grades awarded to PG students

Data for course numbers: AE601, AE602, AE610, AE611, AE614, AE631, AE642, AE643, AE646, AE647, AE656, AE663, AE664, AE670, AE671, AE688, AE699, AE702, AE703, AE707, AE777, AE799, AE801, AE899

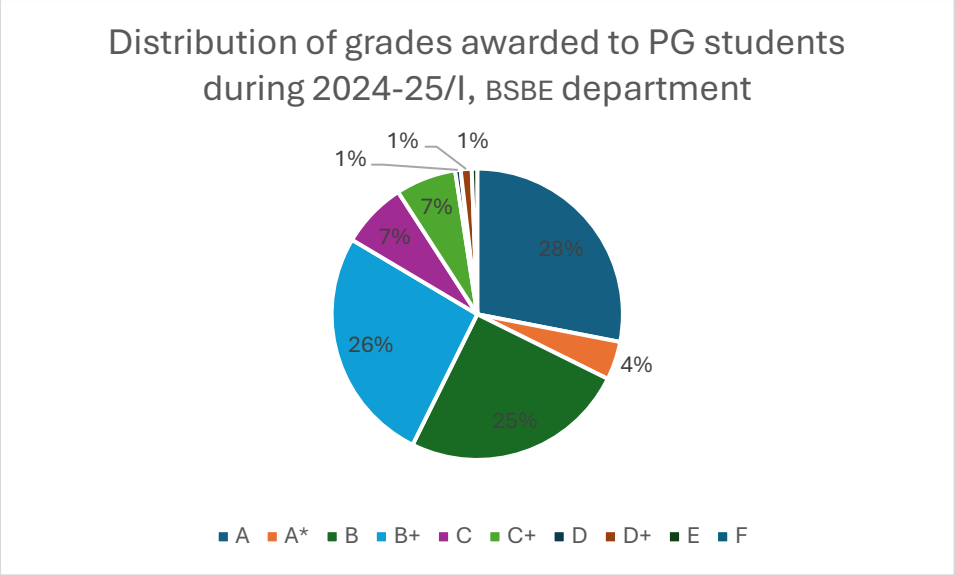

Figure 29: BSBE department distribution of grades awarded to PG students

Data for course numbers: BSE601, BSE611, BSE613, BSE631, BSE642, BSE651, BSE655, BSE656, BSE658, BSE661, BSE672, BSE698X, BSE699, BSE701, BSE702, BSE798A, BSE799

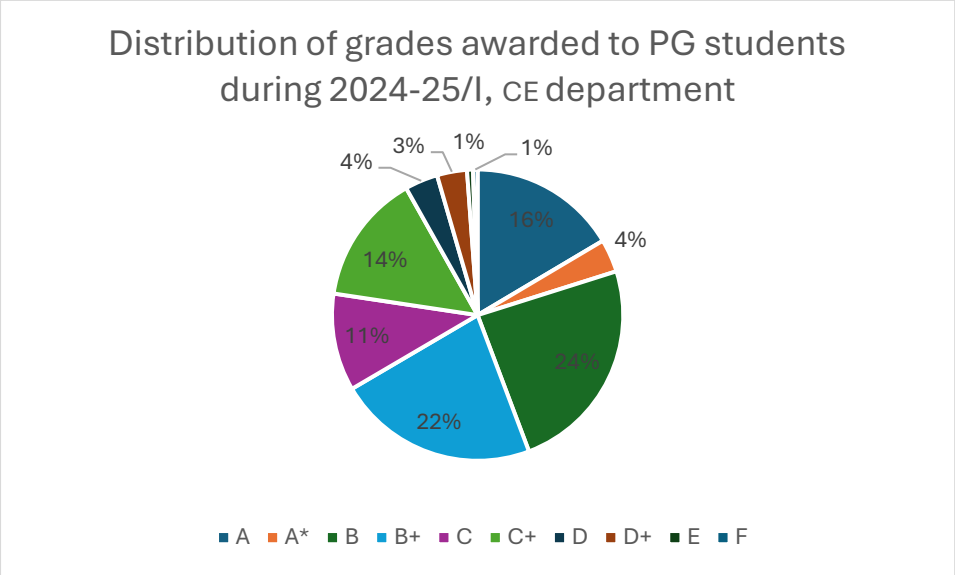

Figure 30: CE department distribution of grades awarded to PG students

Data for course numbers: CE603, CE604, CE605, CE610, CE611, CE620, CE621, CE631, CE633, CE638, CE640, CE645M, CE664, CE665, CE666, CE671, CE678, CE683, CE697, CE699, CE715M, CE716, CE723, CE732, CE736, CE738, CE760M, CE762M, CE770, CE772M, CE773M, CE784, CE786, CE787, CE791, CE794, CE797, CE798, CE799, CE897, CE899

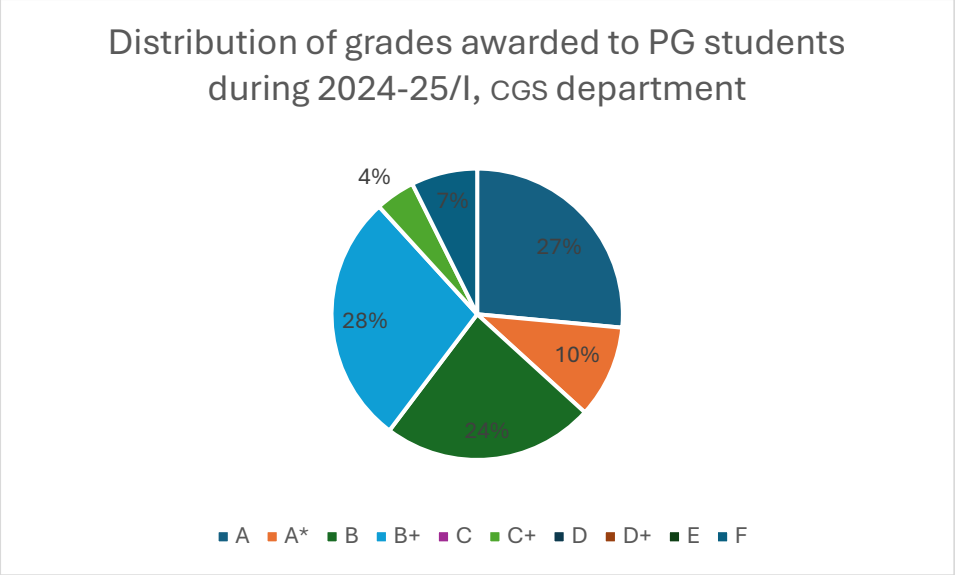

Figure 31: CGS department distribution of grades awarded to PG students

Data for course numbers: CGS600, CGS601, CGS602, CGS610M, CGS611M, CGS652, CGS799, CGS801, CGS899

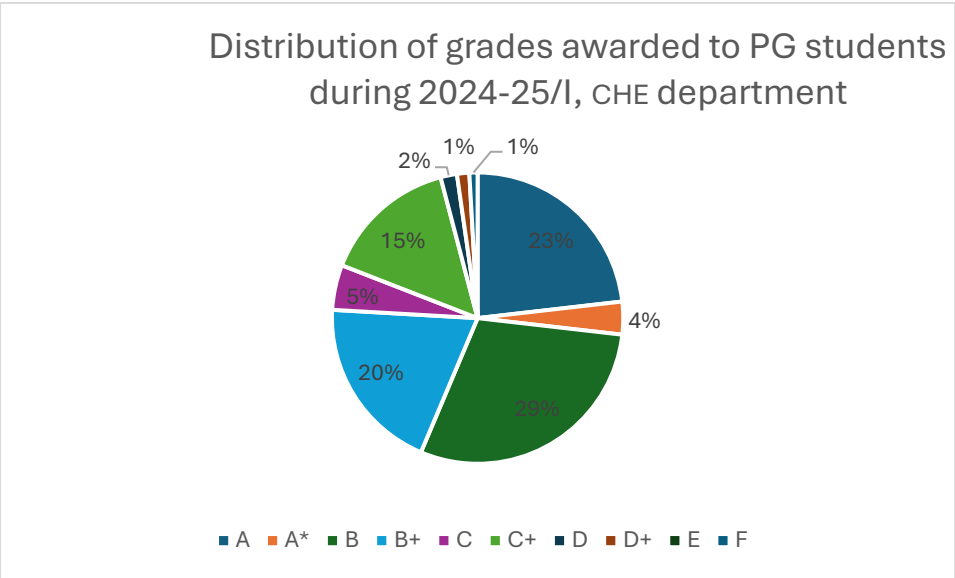

Figure 32: CHE department distribution of grades awarded to PG students

Data for course numbers: CHE611, CHE613, CHE616, CHE621, CHE631, CHE633, CHE641, CHE643, CHE659, CHE664, CHE679, CHE684, CHE699, CHE798B, CHE799, CHE801, CHE899

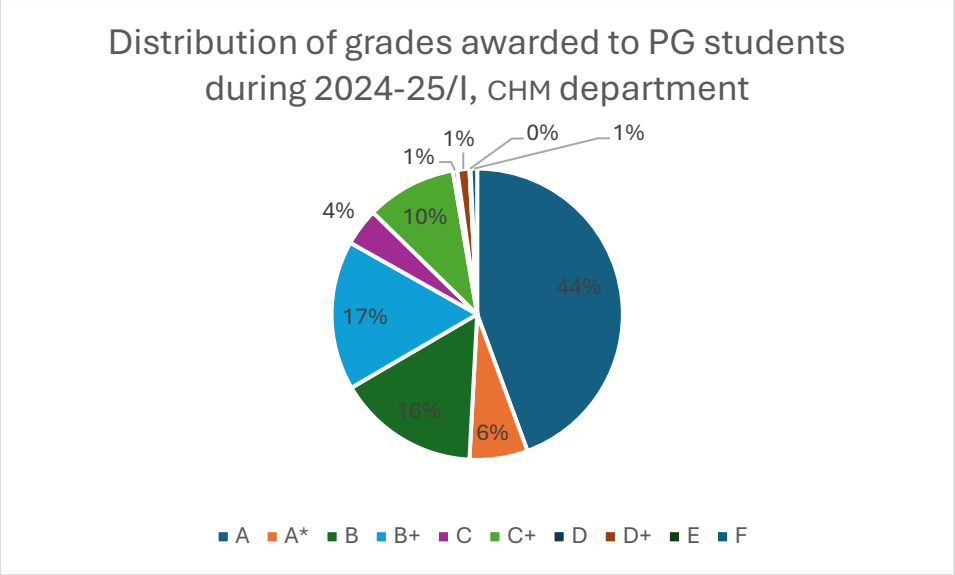

Figure 33: CHM department distribution of grades awarded to PG students

Data for course numbers: CHM321, CHM345, CHM401, CHM423, CHM503, CHM521, CHM600, CHM602, CHM609, CHM611, CHM616, CHM621, CHM629, CHM631, CHM645, CHM646, CHM648, CHM649, CHM667, CHM668, CHM679, CHM682, CHM698, CHM699, CHM799, CHM800, CHM801, CHM888

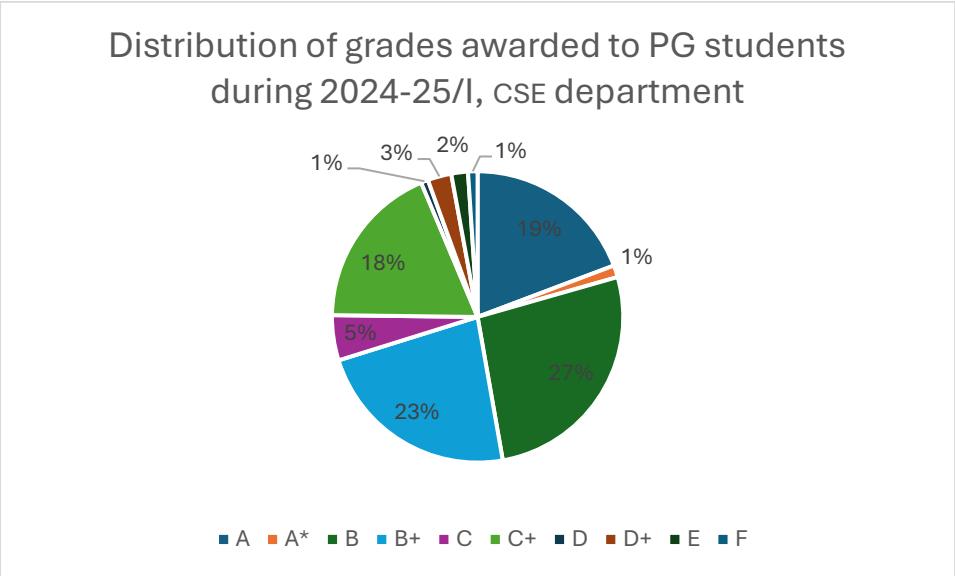

Figure 34: CSE department distribution of grades awarded to PG students

Data for course numbers: CS602, CS610, CS628, CS637, CS646, CS653, CS658, CS667, CS672, CS674, CS677, CS685, CS699, CS714, CS724, CS730, CS748, CS771, CS779, CS786, CS797, CS799, CS888, CS899

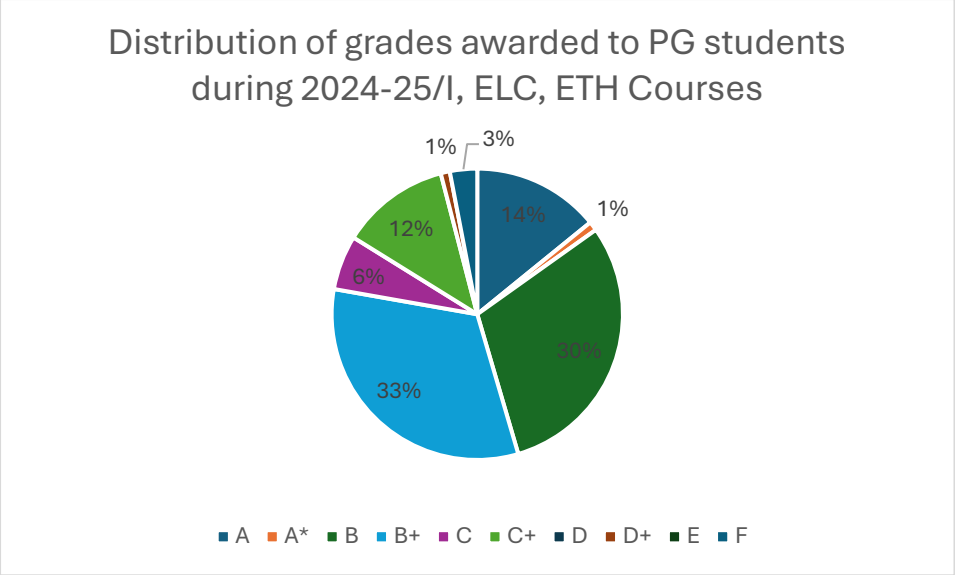

Figure 35: Distribution of grades awarded to PG students ELC, ETH Courses

Data for course numbers: ELC114

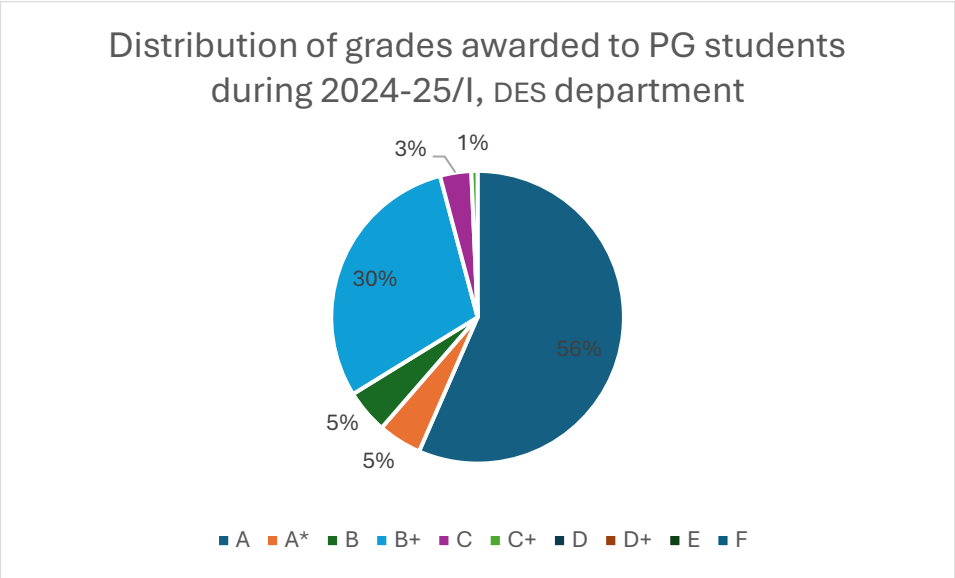

Figure 36: DES department distribution of grades awarded to PG students

Data for course numbers: DES604, DES633, DES635, DES638, DES640, DES641, DES681, DES699, DES799, DES801

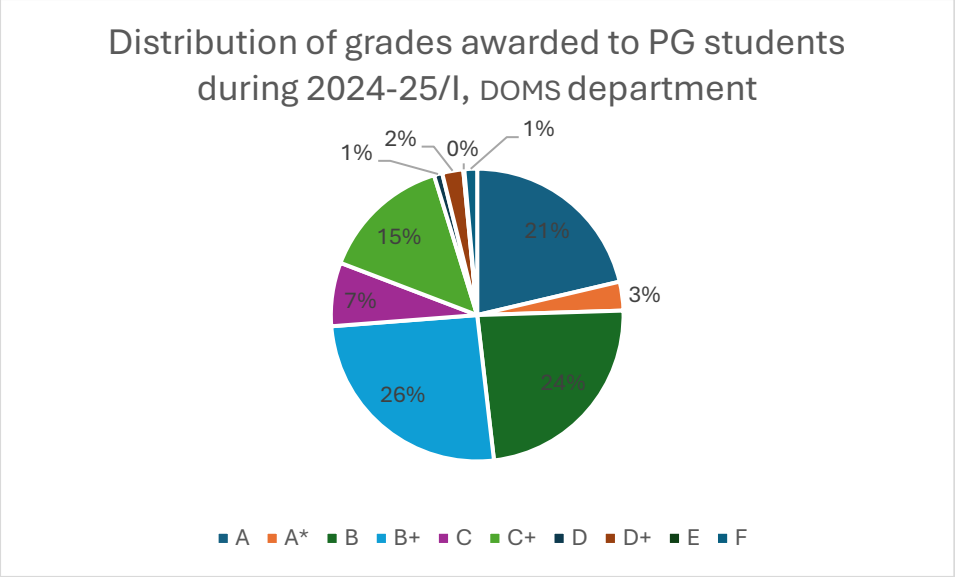

Figure 37: DOMS department distribution of grades awarded to PG students

Data for course numbers: DMS602, DMS603, DMS605, DMS625, DMS636, DMS672, DMS797, DMS801, MBA601, MBA606, MBA611, MBA623, MBA631, MBA647, MBA651, MBA652, MBA664, MBA666, MBA667, MBA669, MBA671, MBA680, MBA698., MBA701, MBA749M, MBA750M, MBA753M, MBA773M, MBA774M, MBA782M, MBA784M, MBA785M, MBA786M, MBA801, VLM601, VLM602, VLM603, VLM604, VLM605, VLM606

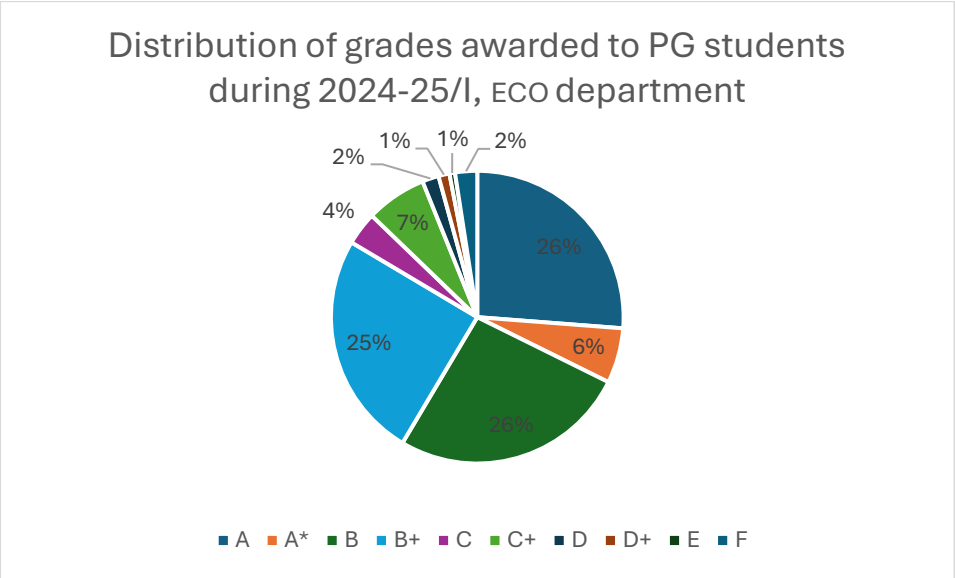

Figure 38: ECO department distribution of grades awarded to PG students

Data for course numbers: ECO351, ECO411A, ECO523, ECO612, ECO671, ECO699, ECO701, ECO704, ECO715, ECO717, ECO725, ECO731, ECO764, ECO799, ECO801, ECO888, HSO201

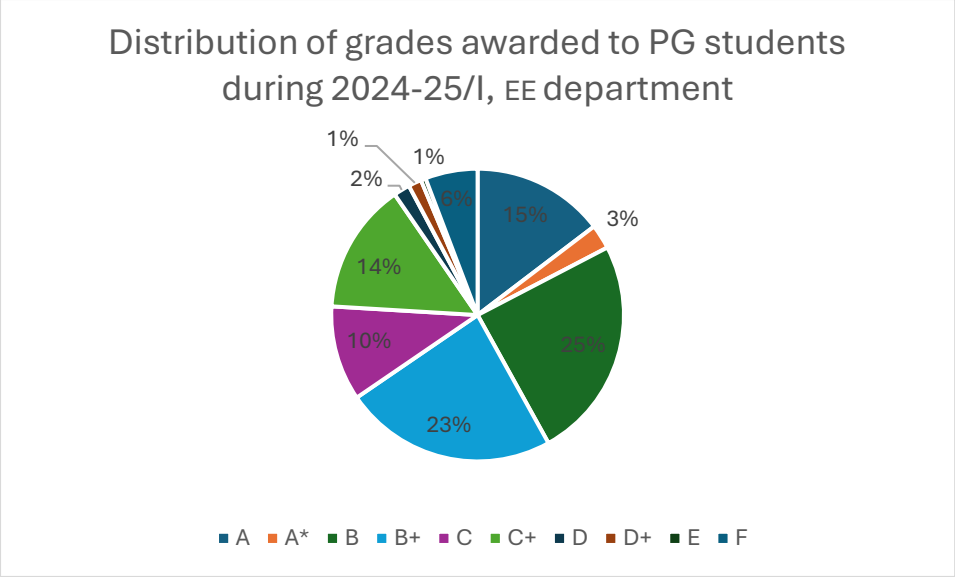

Figure 39: EE department distribution of grades awarded to PG students

Data for course numbers: EE602, EE604, EE605, EE610, EE614, EE616, EE617, EE618, EE621, EE622, EE630, EE631, EE634, EE635, EE641, EE642, EE645, EE647, EE650, EE654, EE660, EE664, EE667, EE670, EE677, EE679, EE683, EE684, EE685, EE698D, EE698E, EE698I, EE698K, EE699, EE798C, EE798I, EE798R, EE798X, EE798Y, EE798Z, EE799, EE801, EE888, EE899

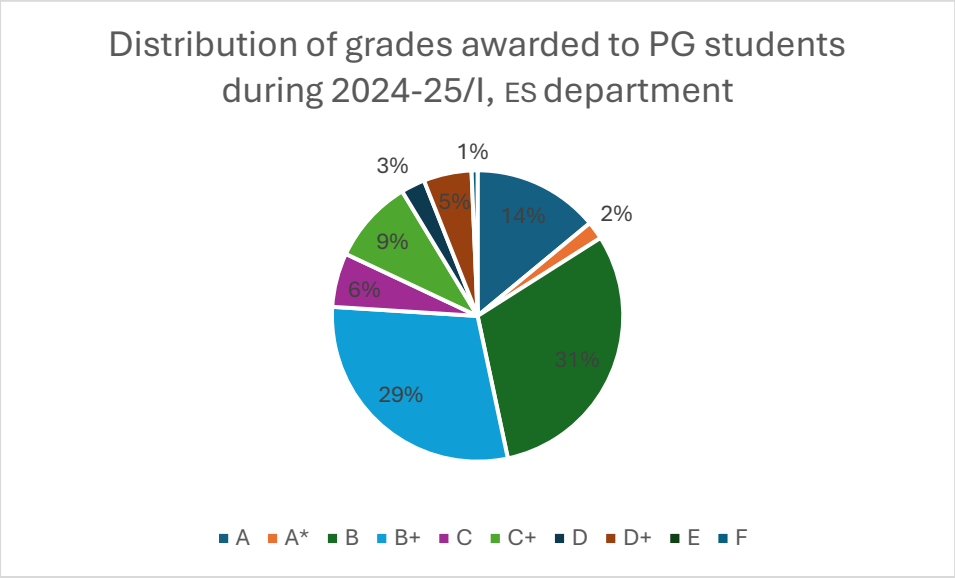

Figure 40: ES department distribution of grades awarded to PG students

Data for course numbers: ES644, ES649, ES651, ES654, ES655, ES666, ES682, ES699, ES799, ES888

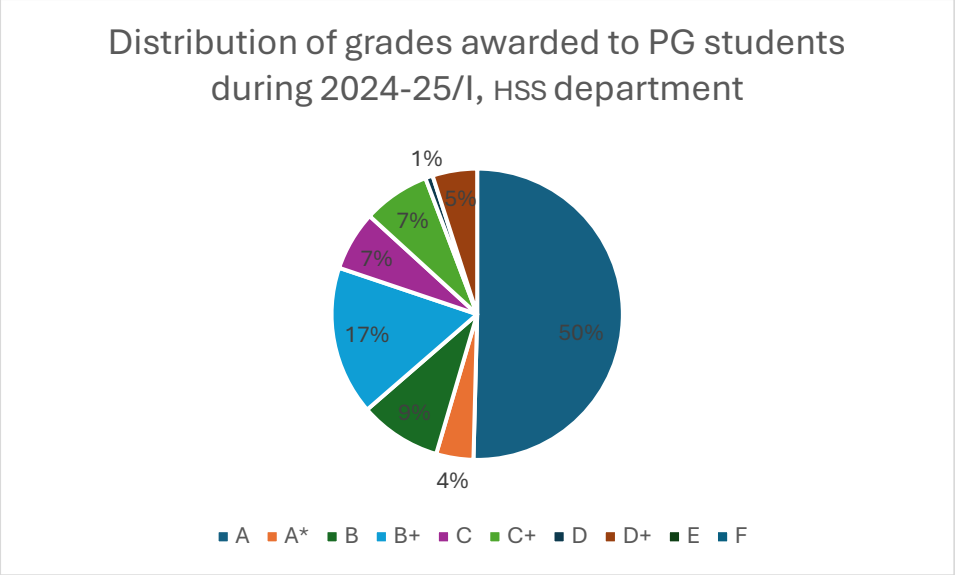

Figure 41: HSS department distribution of grades awarded to PG students

Data for course numbers: ART402, ART704, ART708, ART711, ENG611, ENG705, ENG708, ENG709, ENG716, ENG743, ENG754, ENG755, ENG763, ENG765, ENG777, ENG799, FA799, IDC607, PHI755, PHI774, PHI786, PHI799, PSY799, SOC476, SOC721, SOC732, SOC742, SOC751, SOC799

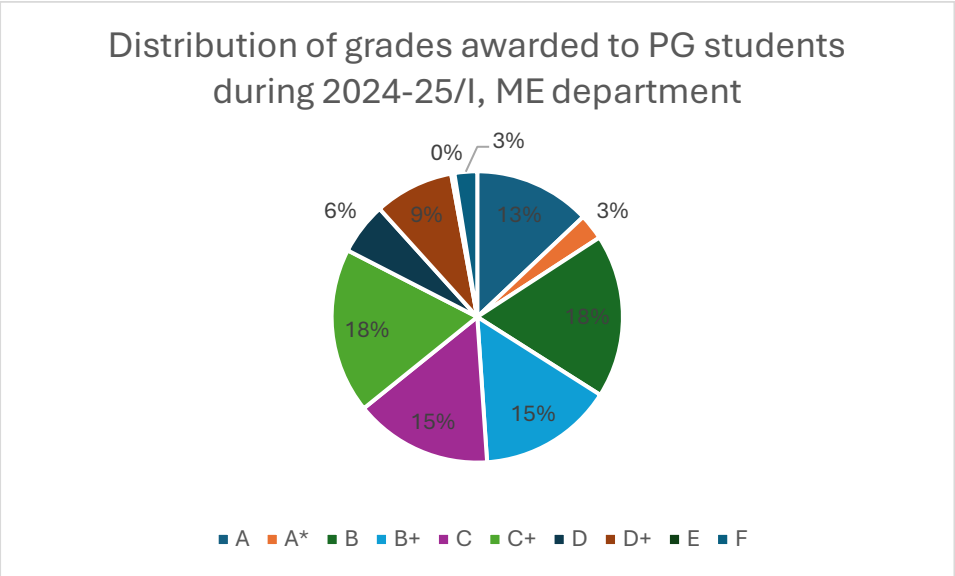

Figure 42: ME department distribution of grades awarded to PG students

Data for course numbers: ME359, ME613, ME621, ME623, ME625, ME626, ME630, ME631, ME641, ME644, ME647, ME648, ME662, ME663, ME664, ME670, ME681, ME685, ME688, ME698L, ME698R, ME699, ME751, ME756, ME762, ME778, ME799, ME801, ME850, ME899

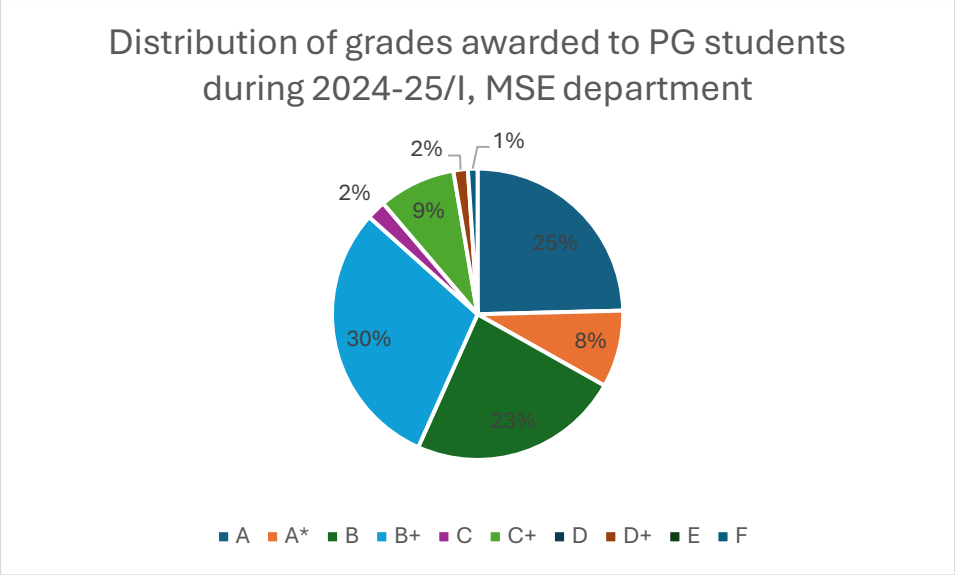

Figure 43: MSE department distribution of grades awarded to PG students

Data for course numbers: MSE304, MSE305, MSE611, MSE615, MSE626, MSE628, MSE642, MSE650, MSE651, MSE658, MSE659, MSE662, MSE670, MSE671, MSE693, MSE694, MSE699, MSE799, MSE801

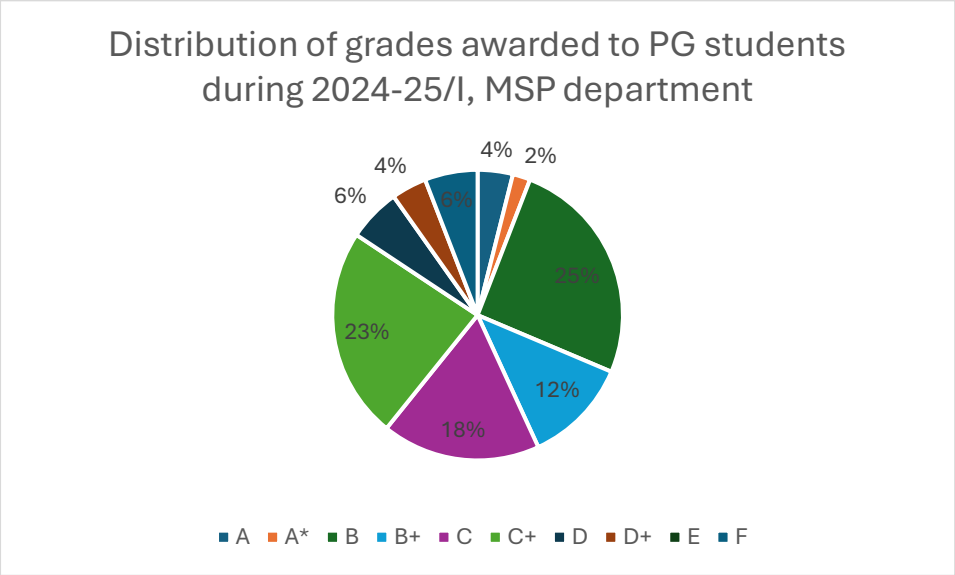

Figure 44: MSP department distribution of grades awarded to PG students

Data for course numbers: MS601, MS602, MS603, MS698, MS699, MS799

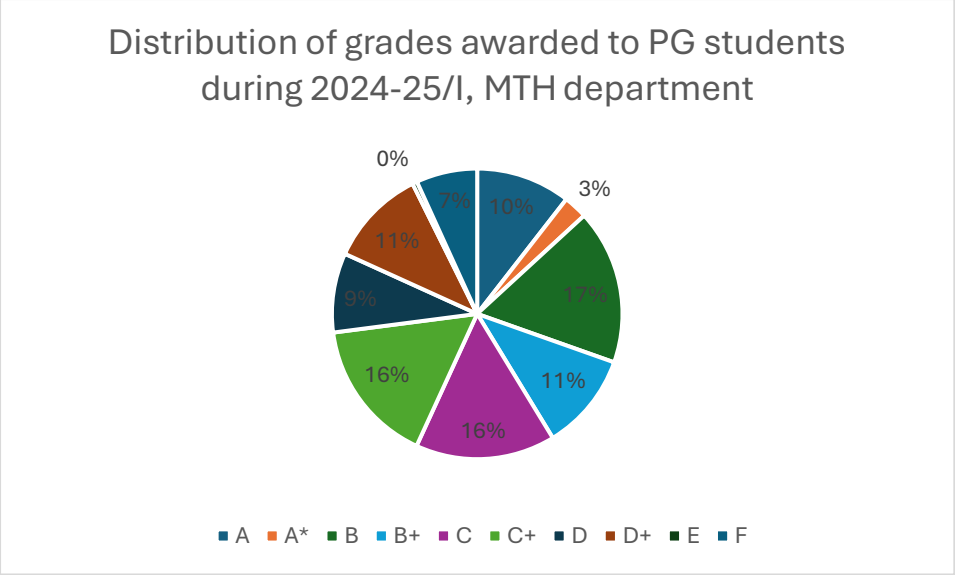

Figure 45: MTH department distribution of grades awarded to PG students

Data for course numbers: MSO205, MTH201B, MTH202, MTH206M, MTH207M, MTH208, MTH301, MTH403, MTH404, MTH405, MTH409, MTH421, MTH430A, MTH432M, MTH433, MTH434M, MTH436, MTH441, MTH442, MTH443A, MTH515, MTH516, MTH598, MTH611, MTH612, MTH620, MTH633, MTH649, MTH656, MTH658, MTH667, MTH670, MTH680, MTH686, MTH712, MTH739, MTH753, MTH754, MTH755, MTH799, MTH888M, MTH889M

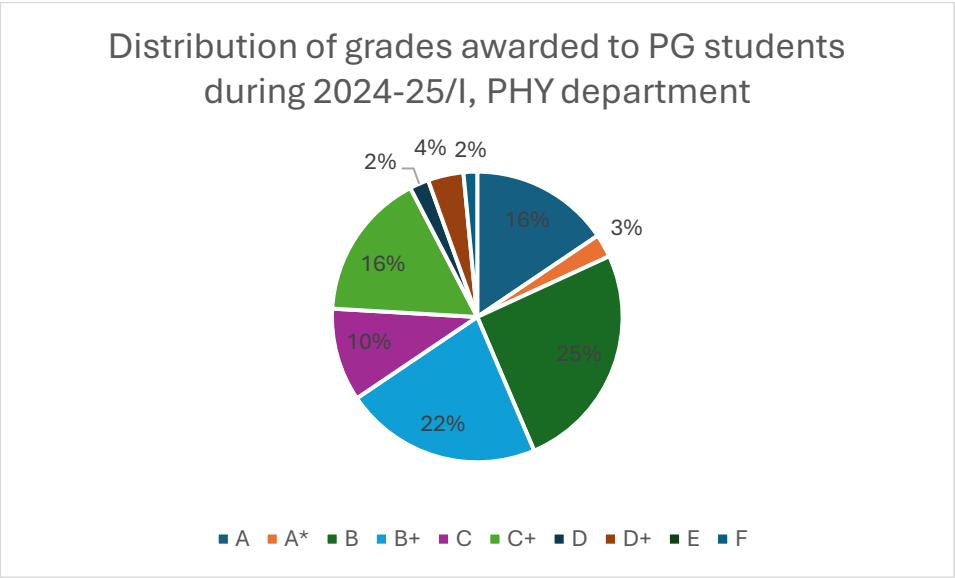

Figure 46: PHY department distribution of grades awarded to PG students

Data for course numbers: IDC606, PHY401, PHY407, PHY421, PHY431, PHY441, PHY461, PHY462, PHY501, PHY563, PHY565, PHY596, PHY598, PHY613, PHY614, PHY621, PHY623, PHY624, PHY628, PHY631, PHY652, PHY654, PHY664, PHY682, PHY683, PHY685, PHY690B, PHY690C, PHY696, PHY698, PHY701, PHY799, PHY888

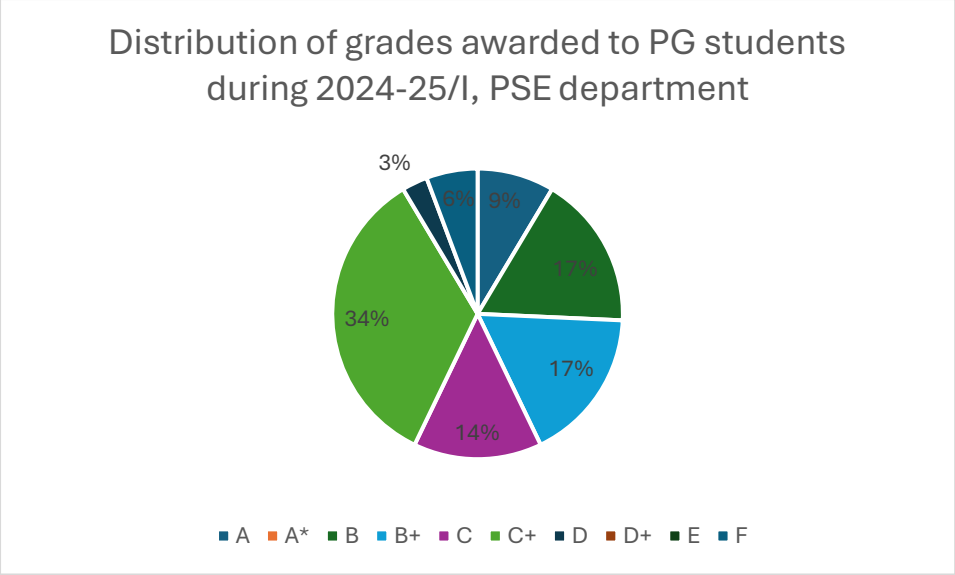

Figure 47: PSE department distribution of grades awarded to PG students

Data for course numbers: PSE601, PSE602, PSE699, PSE799, PSE899

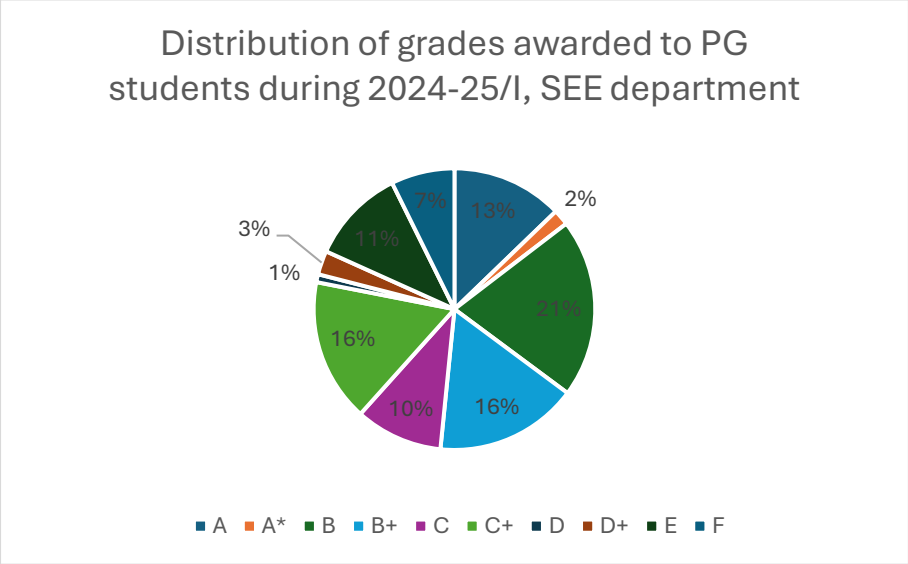

Figure 48: SEE department distribution of grades awarded to PG students

Data for course numbers: SEE601, SEE602, SEE603, SEE606, SEE608, SEE609, SEE622, SEE624, SEE625, SEE627, SEE699, SEE799, SEE888, SEE899

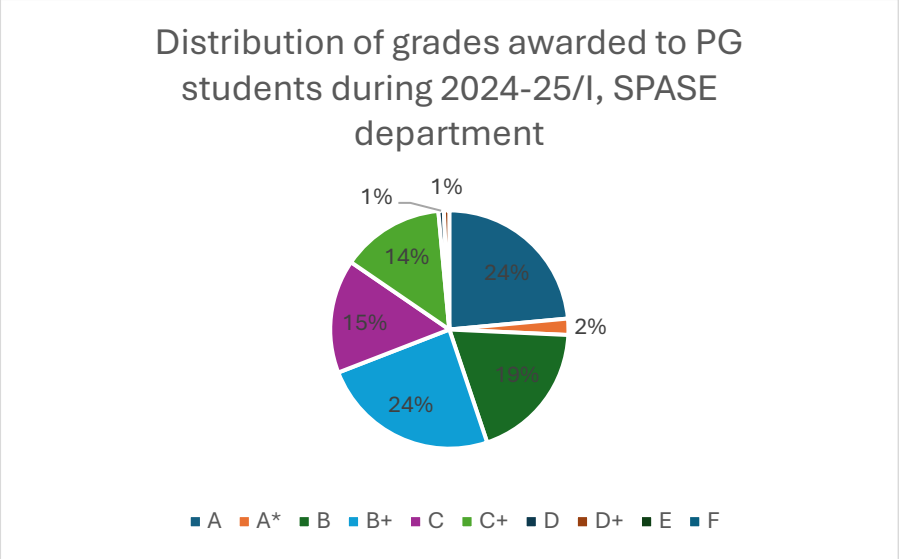

Figure 49: SPASE department distribution of grades awarded to PG students

Data for course numbers: SPA613M, SPA614M, SPA616, SPA617M, SPA618M, SPA622M, SPA623M, SPA626, SPA660, SPA799, SPA801

Annexure – 1

Average grade awarded to students across the Institute in 2024-25/I

Category of Students	% of Students with different grades									
	A*	**A**	**B**	**B+**	**C**	**C+**	**D**	**D+**	**E**	**F**
All UG students (Including core courses)	2	13	19	16	12	17	7	8	1	4
UG students, in Core courses only	1	11	17	15	13	18	8	10	2	4
All PG Students	3	21	22	21	9	14	3	4	1	3

Annexure – 2

Cumulative Performance Index (CPI) Statistics of All Registered Students in 2024-25/I

Program	**Total No.**	**> 9.5**	**> 9.0-9.5**	**> 8.0-9.0**	**> 7.0-8.0**	**> 6.0-7.0**	**> 5.0-6.0**	**> 4.0-5.0**	**<4.0**
PG	4282	16.4	15.6	34.5	22.9	5.8	1.8	1.1	1.8
UG	3245	3.5	6.7	22.7	29.2	21.6	9.8	4.2	2.3

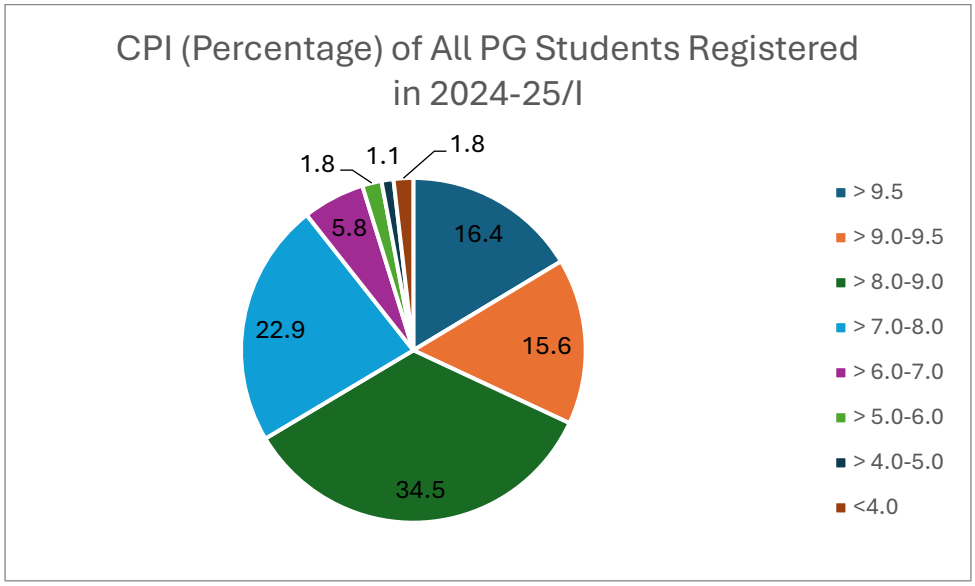
CPI (Percentage) of All PG Students Registered in 2024-25/I
16.4
15.6
34.5
22.9
5.8
1.8
1.1
1.8
> 9.5
> 9.0-9.5
> 8.0-9.0
> 7.0-8.0
> 6.0-7.0
> 5.0-6.0
> 4.0-5.0
<4.0

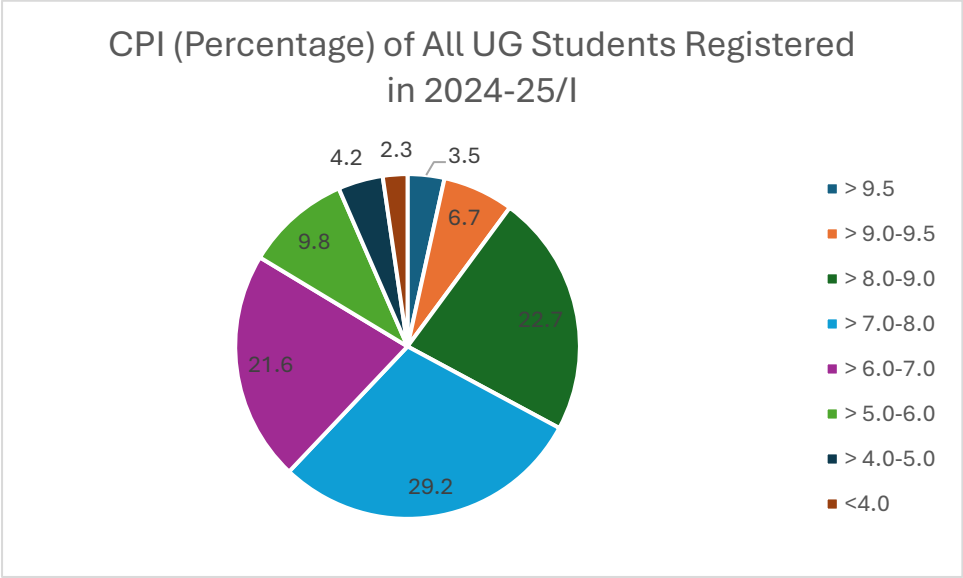
CPI (Percentage) of All UG Students Registered in 2024-25/I
3.5
6.7
22.7
29.2
21.6
9.8
4.2
2.3
> 9.5
> 9.0-9.5
> 8.0-9.0
> 7.0-8.0
> 6.0-7.0
> 5.0-6.0
> 4.0-5.0
<4.0

Annexure – 3

Distribution of A, E and F grades awarded to UG students

Category of Students	Course Type	% of Students with grades		
		A & A*	E	F
UG	Institute Core	12.34%	1.58%	4.05%
	Department Core	14.25%	0.91%	3.99%

Annexure – 4

No. of courses with A & A* awarded to UG students

Range	No. of Courses	Course No.
>80%	34	AE472A, AE631, AE707, ART711, BSE496, BSE498, BSE658, CE621, CE738, CE786, CHE798B, CHM391, CHM491A, CHM503, CHM616, CHM667, CS496, CS497, CS674, DES640, DMS605, DMS797, EE497, EE616, EE647, EE798C, MBA671, ME497A, MSE314A, MSE497, MSE497A, MTH392A, MTH633, SEE496
>60%-80%	34	BSE798A, CE471, CE491A, CE492A, CHE398A, CHE496, CHE497, CHE497A, CHM305, CS396A, CS498A, CS628, CS646, CS667, ECO398A, ECO498A, ECO701, ECO717, EE392A, EE480A, EE491A, EE496, EE798R, ENG743, ES654, ME454, ME496, ME751, MSE398A, MSE629, MTH697A, MTH712, PHY614, PHY652
>40%-60%	34	AE642, BSE312, CE713M, CGS614, CHE611, CHE643, CHM111, CHM221, CS658, CS690, CS714, CS748, DES604, EE610, EE614, EE698D, EE698I, EE798Z, ENG467, ES599, ES644, ES651, IDC606, MBA680, ME648, ME688, ME698L, ME756, MSE352, MTH496, PHY462, PHY555A, PHY565, SEE629M
<40%-20%	100	AE441A, AE451A, AE471A, AE646, AE671, AE777, ART103, ART402, BSE211, BSE656, CE311, CE606M, CE715M, CHE492A, CHE616, CHM113M, CHM201, CHM646, CS315, CS330, CS345, CS350, CS360, CS610, CS653, CS672, CS685, CS771, CS779, CS786, DMS201, DMS624, DMS625, DMS636, DMS672, ECO211, ECO331, ECO371, ECO523, ECO612, ECO764, EE380, EE602, EE618, EE622, EE645, EE653, EE667, EE698E, EE798Y, ENG431, ENG433, ENG437, ENG456, ENG457, ES201, ES202, ES452A, HSO201, MBA666, MBA753M, MBA786M, ME359, ME381, ME401A, ME621, ME623, ME626, ME630, ME644, ME660, ME663, ME664, ME685, MSE305, MSE650, MSE670, MSE671, MSE694, MTH208, MTH393A, MTH432M, MTH436, MTH443A, MTH620, MTH658, MTH686, MTH698A, PHI448, PHI452, PHY407, PHY502, PHY628, PHY683, PHY690C, SEE609, SEE625, SOC476, TA211, TA212
<20%	265	AE201M, AE209, AE311, AE321, AE333, AE461A, AE481, AE601, AE602, AE611, AE643, AE663, AE664, ART406, BSE221, BSE311, BSE411, BSE411A, BSE412, BSE412A, BSE492, BSE498A, BSE611, BSE642, BSE655, BSE661, CE212, CE243, CE261, CE331, CE331P, CE351, CE361, CE371, CE372A, CE381, CE441B, CE451, CE481, CE604, CE633, CE640, CE664, CE665, CE666, CE671, CE678,

		CE716, CE736, CE760M, CE772M, CE784, CGS641, CGS702, CHE201, CHE251, CHE311, CHE331, CHE381, CHE453A, CHE621, CHE631, CHE641, CHE659, CHE664, CHE679, CHE684, CHM102A, CHM112M, CHM241, CHM303, CHM321, CHM345, CHM361, CHM401, CHM423A, CHM600, CHM611, CHM621, CHM631, CHM682, CHM698, CS201, CS340, CS433, CS455, CS602, CS637, CS677, CS724, CS730, CSO202, DES633, DES638, DES641, DES681, DMS603, ECO111, ECO271, ECO351, ECO411A, ECO412A, ECO715, ECO725, ECO731, EE200, EE320, EE330, EE370, EE604, EE621, EE630, EE634, EE650, EE654, EE677, EE683, EE698J, ELC111, ELC112, ELC113, ENG122, ENG408, ENG438, ENG443, ENG450, ENG460, ES203, ES301, ES302, ES303, ES313A, ES412A, ES417A, ES457A, ES649, ES655, ES666, ES682, ESC111M, ESC112M, ESC201, ESO201, ESO202, ESO204, ESO206, ESO207, ESO208, ESO213, ESO225, LIF111, MBA601, MBA652, MBA664, MBA667, MBA669, MBA782M, MBA785M, ME209, ME301, ME321, ME333, ME341, ME341A, ME361, ME613, ME641, ME670, ME698R, ME762, MSE201, MSE204, MSE301, MSE302, MSE303, MSE304, MSE315A, MSE351, MSE611, MSE615, MSE626, MSE642, MSE651, MSE658, MSE659, MSE662, MSE693, MSO202M, MSO203M, MSO205, MTH101A, MTH102A, MTH111M, MTH112M, MTH113M, MTH114M, MTH201, MTH201B, MTH202, MTH207M, MTH301, MTH302, MTH403, MTH404, MTH405, MTH421, MTH424, MTH430A, MTH433, MTH434M, MTH441, MTH442, MTH515, MTH516, MTH612, MTH649, MTH656, MTH667, MTH670, PHI147, PHI481, PHY111, PHY112, PHY113, PHY114, PHY115, PHY224, PHY307, PHY315, PHY401, PHY404, PHY421, PHY431, PHY441, PHY461, PHY461A, PHY556, PHY563, PHY613, PHY621, PHY623, PHY624, PHY654, PHY664, PHY682, PHY685, PHY690B, PHY888, PSE602, PSY151, PSY470, SEE606, SEE622, SEE624, SEE627, SOC173, SOC470, SOC475, SPA401, SPA613M, SPA614M, SPA616, SPA618M, SPA626, TA111

Annexure – 5

No. of courses with B+ awarded to UG students

Range	No. of Courses	Course No.
>80%	8	AE664, CS602, CS724, CS730, DMS603, ES313A, PHY556, PHY690B
>60%-80%	5	CHE621, CS677, DES638, HSO201, MBA664
>40%-60%	25	AE471A, AE602, BSE412, BSE498A, CGS641, CGS702, CHE643, CHE679, CS433, CS610, CS690, CS714, CS779, EE698J, ES303, ES393A, ES666, MBA666, MBA667, ME698L, MSE352, MSE651, MTH201B, PHI452, TA212
>40%-20%	102	AE441A, AE481, AE646, ART103, ART402, BSE312, BSE411, BSE412A, BSE611, CE311, CE492A, CE606M, CE715M, CE736, CHE381, CHE497A, CHE613, CHM111, CHM113M, CHM201, CHM221, CHM241, CHM305, CHM345, CS315, CS350, CS360, CS455, CS498A, CS667, CS672, CS786, DES633, DES641, DMS624, DMS636, DMS672, ECO331, ECO398A, ECO523, ECO715, ECO764, EE370, EE380, EE392A, EE480A,